


FEATURES

- Non-invasive pulse-type ultrasonic technology
- Compact design features integral programmable micro-controller
- High accuracy and reliability
- Dry coupled, no coupling gel required
- Output signal not affected by fluid or tubing colour
- High EMI and RFI noise immunity

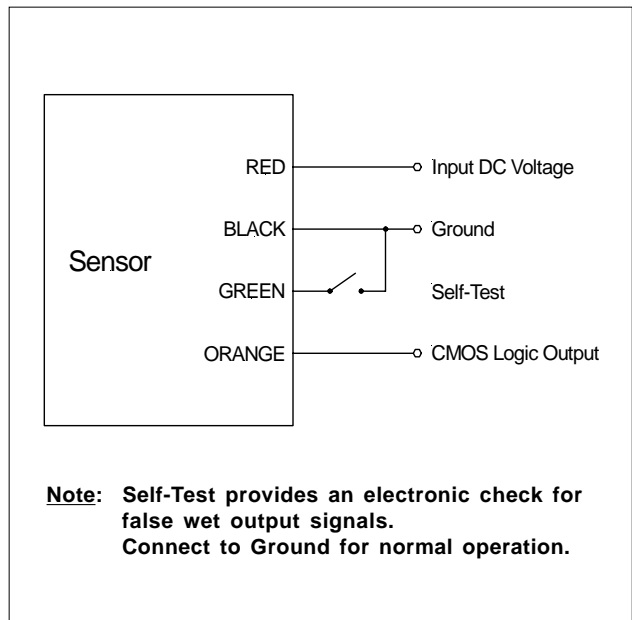


SPECIFICATIONS

Maximum ratings

Supply voltage (V_s)	5 V_{DC} ($\pm 10\%$)
Supply current without LED	15 mA
with LED	24 mA
Temperature limits	
Storage	-20 ... 85 °C
Operating	5 ... 60 °C
Humidity limits	0 - 95 %RH (non-condensing)

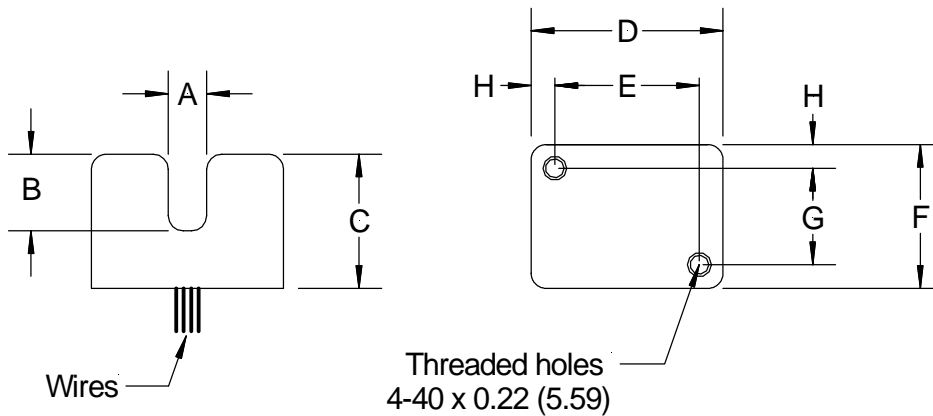
ELECTRICAL CONNECTION



PERFORMANCE CHARACTERISTICS

Characteristics	Min.	Typ.	Max.	Units
Logic low voltage			0.5	V
Logic high voltage	$V_s - 0.5$			
Output sink current (output low)			5	mA
Output source current (output high)			5	
Response time	wet to dry		0.215	ms
	dry to wet		46	

OUTLINE DRAWING



Dimensions

Part no.	Tubing size	A	B	C ¹	D	E	F	G	H
AD8...01	1/16" O.D.	0.045	0.150	0.750	1.12	0.80	0.88	0.55	0.165
AD...02	1/8" O.D.	0.100	0.325	0.620	1.00	0.75	0.75	0.50	0.125
AD9...4M	4 mm O.D.	0.125	0.350	0.650					
AD...03	3/16" O.D.	0.150	0.315	0.650					
AD...04	1/4" O.D.	0.200	0.400	0.700					
AD9...06	3/8" O.D.	0.310	0.525	0.825					
AD9...08	1/2" O.D.	0.430	0.750	1.050					
AD9...10	5/8" O.D.	0.520	0.850	1.150					

Note:

- The following products come with an extension base which adds another 0.30 inches to dimension C:
 AD8...02, ...03, ...04
 AD9...4M, ...08, ...10

all dimensions in inches

ORDERING INFORMATION

Options	Series	Design type		Options		Application		Tubing size	
		AD	8	for rigid tubing	0000	without LED, 36 inch cable	E	End of sample	01
		9	for soft tubing	0001	with LED, 36 inch cable	B	Bubble size equal to tube I.D.	02	1/8 inch O.D.
						S	Bubble size down to 50 % of tube I.D.	4M	4 mm O.D.
								03	3/16 inch O.D.
								04	1/4 inch O.D.
								06	3/8 inch O.D.
								08	1/2 inch O.D.
								10	5/8 inch O.D.
								Notes: 01: only as AD8-...E01 4M: only as AD9-... 06: only as AD9-0000... 08: only as AD9-0000... 10: only as AD9-0000-E...	
Example:	AD	9	-	0000	-	B		4M	

Notes: Sensortech is asking customers for a sample of their tubing. The sensor will then be calibrated for exactly this tubing. For proper function the sensor should only be used with the tubing which was sent to Sensortech!

Custom specific modifications are widely available. Please contact your nearest Sensortech sales office for further information.

Sensortech reserves the right to make changes to any products herein. Sensortech does not assume any liability arising out of the application or use of any product or circuit described herein, neither does it convey any license under its patent rights nor the rights of others.