


Features

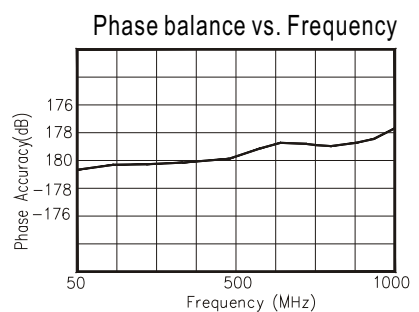
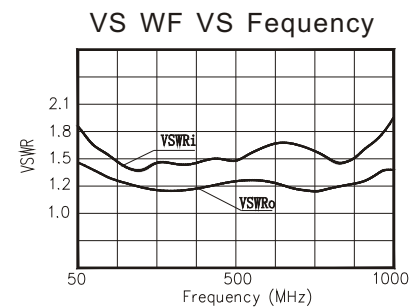
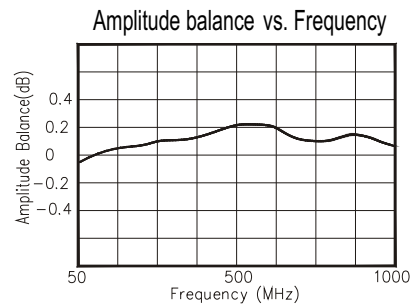
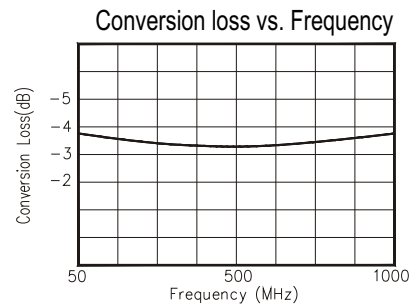
- Frequency range: 1~1200MHz
- Low Conversion loss
- High carrier suppression
- Low Conversion Loss, 50 Ω impedance
- Hermetic TO-8C SG03 package available
- Operating temperature range: -55°C ~ +85°C



Specifications (measured in a 50 Ω system, T_A=25°C)

Model	Carrier Frequency (Max)	IL Max (dB)	Amplitude Imbalance Max (dB)	Phase Imbalance Max (deg)	Gain 1dB Compression Input power Min (dBm)	Carrier Rejection Min (dBc)	VSWR Max
BPM-01	20~500	3.0	±0.1	±2	+3	30	1.5:1
BPM-02A/02AM	1~300	3.0	0.3	±2	+2	40	1.5:1
BPM-02B/02BM	1~300	3.0	0.3	±2	+10	40	1.5:1
BPM-03A/03AM	10~500	3.2	0.3	±2	+2	30	1.7:1
BPM-03B/03BM	10~500	3.0	0.4	±2.5	+10	30	1.7:1
BPM-04A/04AM	50~900	4.5	0.4	±3	+2	30	2.0:1
BPM-04B/04BM	50~900	4.5	0.4	±3	+10	30	2.0:1
BPM-05A/05AM	800~1200	3.5	0.5	±3	+2	30	1.5:1
BPM-05B/05BM	800~1200	3.5	0.5	±3	+10	30	1.5:1

BPM-04A Typical Performance

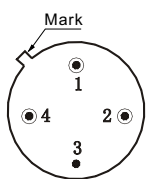
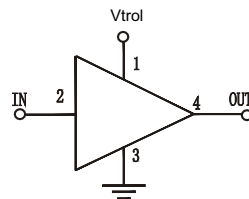


Notes

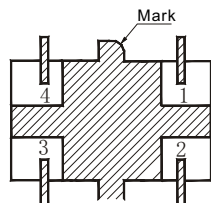
1. BPM-01 has the DIP-14A package. TO-8C package is provided for BPM-XX and SG03 for BPM-XXM.
2. Only BPM-01 has internal TTL driver, the rest can also integrate TTL driver within DIP-14A package.

Application Notes:

1. Functional schematic shown as right
2. External driver and current limiting resistor (180-220ohm) are required to provide control current ±20mA
Logic1: +20mA(Typ)
Logic0: -20mA(Typ)
3. See assembly section for mounting information



TO-8C Bottom View



SG03 Bottom View

Pin connection:

- Pin1: Voutrol
- Pin2: RF iNput
- Pin3: GND
- Pin4: Modulated RF output