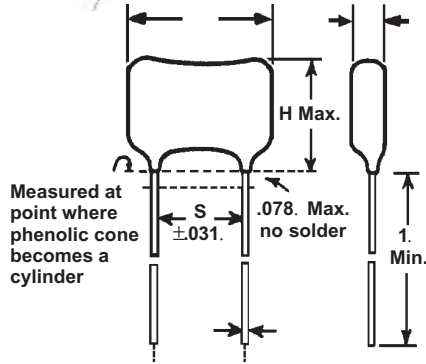


# Types CD17, CD18 & CDV18, High-Frequency, Mica Capacitors

## High-Frequency Capacitors for CATV and RF Applications



Types CD17 and CD18 assure controlled, resonance-free performance through 1 GHz. Insertion loss data is typically flat within  $\pm 0.1$  dB over the entire frequency range, and is specified to be flat within  $\pm 0.2$  dB. Interchangeable with the most popular, common mica capacitors, Type CD17 is available in the same case sizes and lead spacing as CD15; CD18, in the same case sizes and lead spacing as CD19, and CDV18, in the same as CDV19.



### Highlights

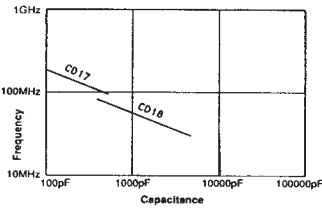
- Shockproof and delamination free
- Near zero capacitance change with (t), (V) and (f)
- Very high Q at UHF/VHF frequencies
- 0.0005 typical dissipation factor
- 100,000 V/ $\mu$ s dV/dt capability minimum
- Low, notch-free impedance to beyond 1 GHz
- Ultra low ESR for cool operation

### Specifications

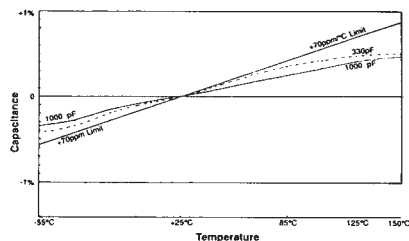
<b>Voltage Range:</b>	100 Vdc to 1,000 Vdc
<b>Capacitance Range:</b>	1 pF to 5,100 pF
<b>Capacitance Tolerance:</b>	$\pm 1/2$ pF (D), $\pm 1$ pF (C), $\pm 1/2\%$ (E), $\pm 1\%$ (F), $\pm 2\%$ (G), $\pm 5\%$ (J)
<b>Temperature Range:</b>	$-55^\circ\text{C}$ to $+150^\circ\text{C}$

### Typical Performance Curves

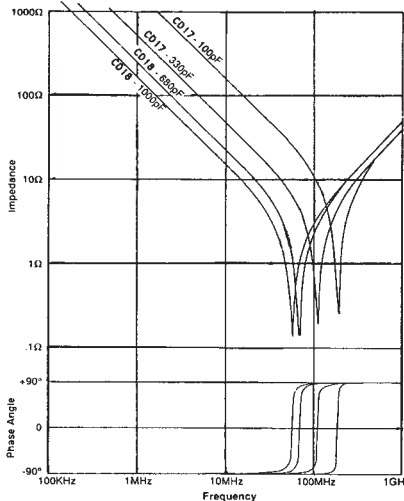
Self-Resonant Frequency vs. Capacitance



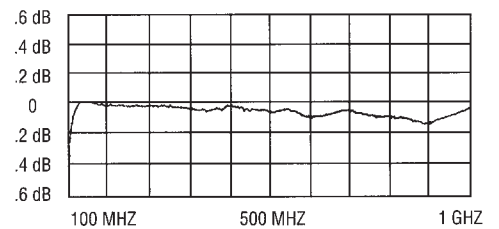
Capacitance Change vs. Temperature



Impedance and Phase Angle vs. Frequency



Insertion Loss vs. Frequency for CD17FC621J03, 75  $\Omega$  System



ESR vs. Frequency

