

VOLTAGE CONTROLLED OSCILLATOR SURFACE MOUNT MODEL: DCMO135270-8

WIDE BANDWIDTH

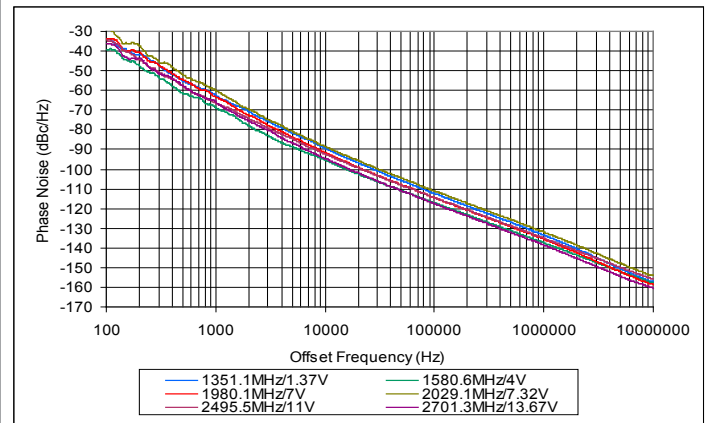
1350 - 2700 MHz

FEATURES:

- ▶ Exceptional Phase Noise Performance
- ▶ Small Size, Surface Mount
- ▶ Lead Free REL-PRO® Technology



Phase Noise



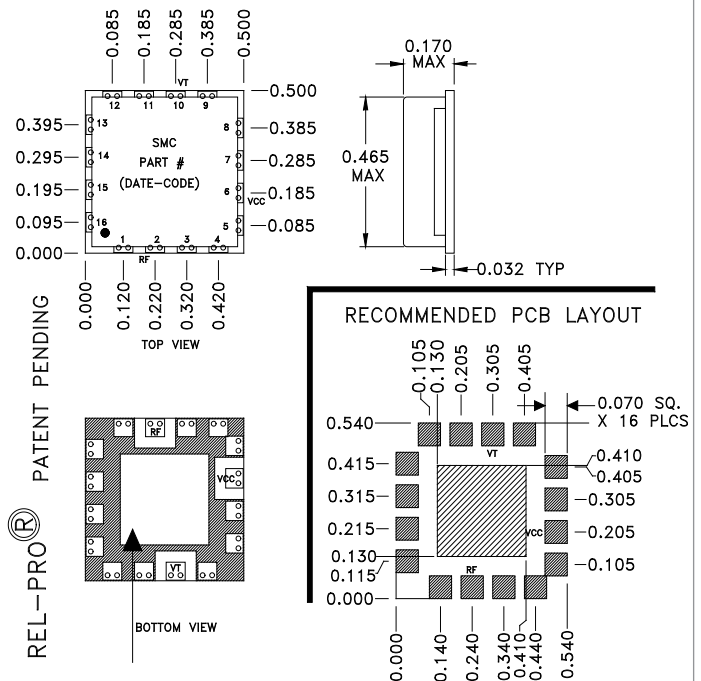
SPECIFICATIONS (Rev. D 09/10/08)

Frequency	1350 - 2700 MHz
Tuning Voltage (Full Band)	0.5 - 20 VDC (Nom.)
Bias Voltage	+8 VDC @ 40 mA (Max.)
Output Power	+4 dBm (Min.)
Tuning Sensitivity	45 - 150 MHz/V (Typ.)
Output Impedance	50 Ohms (Nom.)
Harmonic Suppression	15 dBc (Typ.)
Frequency Pulling	8 MHz (Typ. @ 1.75:1 VSWR)
Frequency Pushing	5 MHz/V (Typ.)
Phase Noise @ 10 kHz	-93 dBc/Hz (Typ.)
Operating Temperature Range	-40 to +85 °C

Guaranteed Tuning Specifications

Tuning Voltage (V)	Frequency (MHz)
0.5	1350 (Max.)
5	1450 (Min.)
8	1800 (Min.)
12	2250 (Min.)
15	2450 (Min.)
18	2600 (Min.)
20	2700 (Min.)

Package # 278LF



OPTIONAL SOLDER AREA FOR HIGH VIBRATION ENVIRONMENT
TOLERANCES ON THREE DECIMAL PLACES = ± 0.015
PACKAGE MOUNTING: SEE APPLICATION NOTE AN7200

DIMENSIONS ARE IN INCHES.
ALL UNLABELED PINS TO BE GROUNDING.

This product is manufactured under one or more of the following patents: Approved: 5,160,810; 5,122,621; 5,390,349; 5,416,449; 5,650,754; 5,805,431; 6,525,623; 6,850,575; 7,088,189; 7,180,381; 7,196,591; 7,262,670; 7,265,642; 7,292,113
Pending: 60/493075; 60/501371 & 60/501790; 60/527957 & 60/528670; 60/563481; 60/564173; 60/589090; 60/601823; 60/605791; EV31369834; 11/259766; 60/622485 & 60/710310; 10/937525/60/736901; 60/732787

Copyright © 2008 Synergy Microwave Corporation
201 McLean Boulevard • Paterson, New Jersey 07504 • Tel: (973) 881-8800 • Fax: (973) 881-8361
E-Mail: sales@synergymw.com • World Wide Web: http://www.synergymw.com



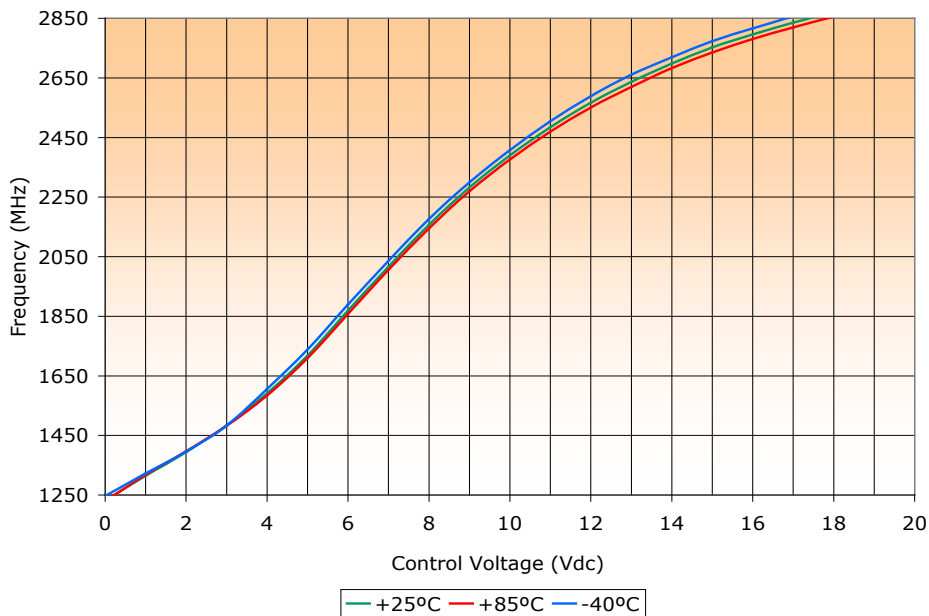
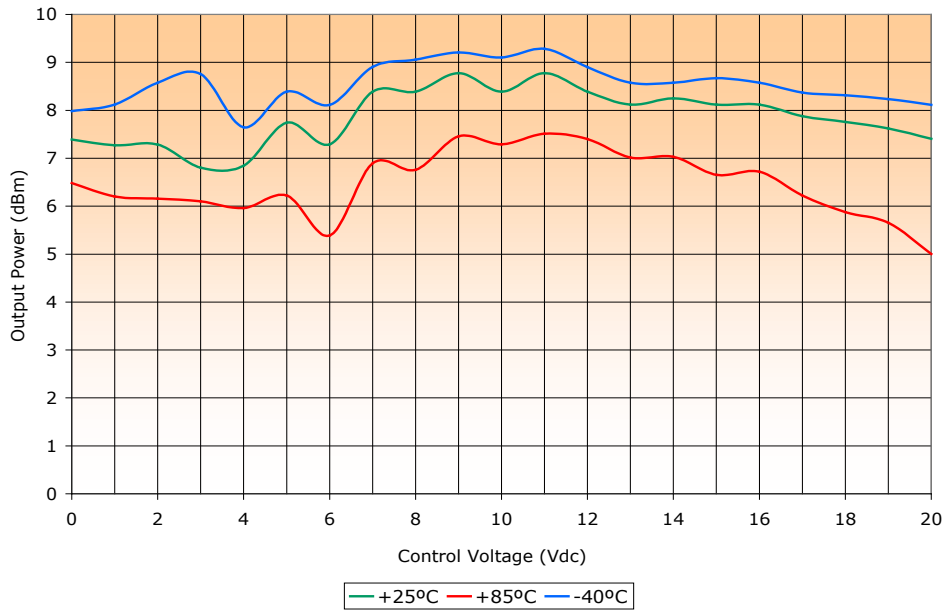
VOLTAGE CONTROLLED OSCILLATOR

SURFACE MOUNT MODEL: DCMO135270-8

WIDE BANDWIDTH

1350 - 2700 MHz

PERFORMANCE PLOTS



This product is manufactured under one or more of the following patents: Approved: 5,160,810; 5,122,621; 5,390,349; 5,416,449; 5,650,754; 5,805,431; 6,525,623; 6,850,575; 7,088,189; 7,180,381; 7,196,591; 7,262,670; 7,265,642; 7,292,113
 Pending: 60/493075; 60/501371 & 60/501790; 60/527957 & 60/528670; 60/563481; 60/564173; 60/589090; 60/601823; 60/605791; EV31369834;
 11/259766; 60/622485 & 60/710310; 10/937525/60/736901; 60/732787

Copyright © 2008 Synergy Microwave Corporation
 201 McLean Boulevard • Paterson, New Jersey 07504 • Tel: (973) 881-8800 • Fax: (973) 881-8361
 E-Mail: sales@synergymw.com • World Wide Web: <http://www.synergymw.com>



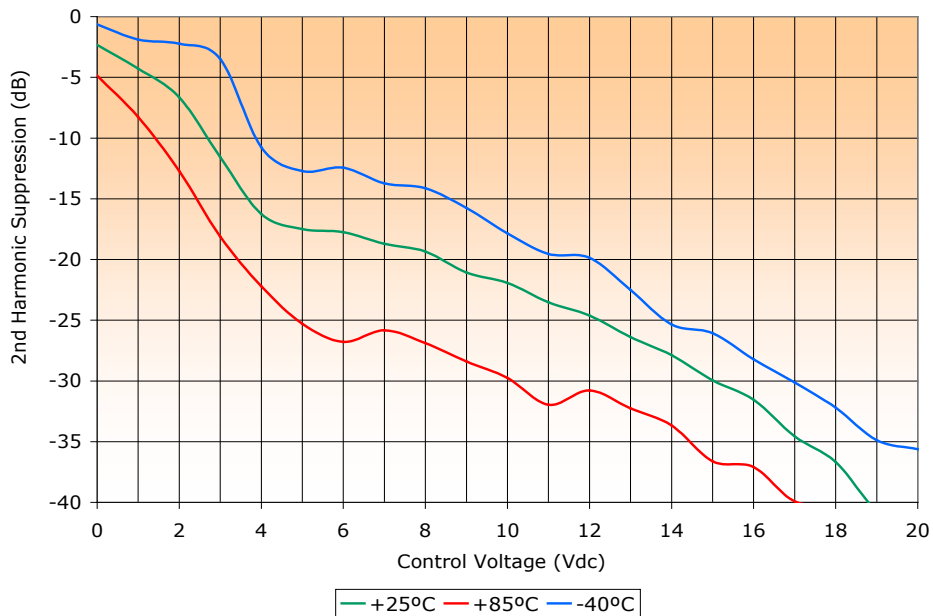
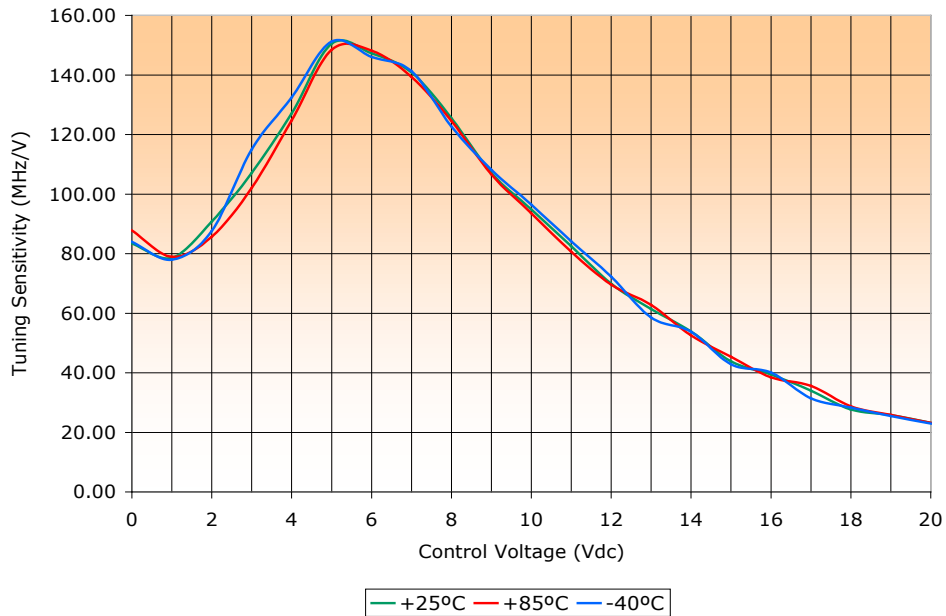
VOLTAGE CONTROLLED OSCILLATOR

SURFACE MOUNT MODEL: DCMO135270-8

WIDE BANDWIDTH

1350 - 2700 MHz

PERFORMANCE PLOTS



This product is manufactured under one or more of the following patents: Approved: 5,160,810; 5,122,621; 5,390,349; 5,416,449; 5,650,754; 5,805,431; 6,525,623; 6,850,575; 7,088,189; 7,180,381; 7,196,591; 7,262,670; 7,265,642; 7,292,113
 Pending: 60/493075; 60/501371 & 60/501790; 60/527957 & 60/528670; 60/563481; 60/564173; 60/589090; 60/601823; 60/605791; EV31369834;
 11/259766; 60/622485 & 60/710310; 10/937525/60/736901; 60/732787

Copyright © 2008 Synergy Microwave Corporation
 201 McLean Boulevard • Paterson, New Jersey 07504 • Tel: (973) 881-8800 • Fax: (973) 881-8361
 E-Mail: sales@synergymw.com • World Wide Web: <http://www.synergymw.com>

