

### INTRODUCTION:

Adam Tech Straight PCB tail D-Sub connectors are a popular interface for many I/O applications. Offered in 9, 15, 25, 37 and 50 positions they are an excellent choice for a low cost, sturdy, full metal body industry standard connection. These connectors are manufactured with precision stamped or machined turned contacts offering a choice of contact plating and a wide selection of mating and mounting options.

### FEATURES:

- Industry standard compatibility
- Durable metal shell design
- Precision formed contacts
- Variety of Mating and mounting options

### MATING CONNECTORS:

Adam Tech D-Subminiatures and all industry standard D-Subminiature connectors.

### SPECIFICATIONS:

#### Material:

Standard insulator: PBT, 30% glass reinforced, rated UL94V-0

Optional Hi-Temp insulator: Nylon 6T

Insulator Colors: Black (White optional)

Contacts: Phosphor Bronze

Shell: Steel, Tin or Zinc plated

Hardware: Brass, Nickel plated

#### Contact Plating:

Gold Flash (15 and 30  $\mu$ m Optional) over Nickel underplate overall

#### Electrical:

Operating voltage: 250V AC / DC max.

Current rating: 5 Amps max.

Contact resistance: 20 m $\Omega$  max. initial

Insulation resistance: 5000 M $\Omega$  min.

Dielectric withstanding voltage: 1000V AC for 1 minute

#### Mechanical:

Insertion force: 0.75 lbs max

Extraction force: 0.44 lbs min

#### Temperature Rating:

Operating temperature: -65°C to +125°C

Soldering process temperature:

Standard insulator: 235°C

Hi-Temp insulator: 260°C


### PACKAGING:

Anti-ESD plastic trays

### APPROVALS AND CERTIFICATIONS:

UL Recognized File No. E224053

CSA Certified File No. LR1578596



### ORDERING INFORMATION

**DB25**

**ST**

**1**

**SL**

#### SHELL SIZE/ POSITIONS

**DE09** = 9 Position

**DA15** = 15 Position

**DB25** = 25 Position

**DC37** = 37 Position

**DD50** = 50 Position

#### CONTACT TYPE

**PT** = Plug, Straight PCB Tail, Standard Profile

**ST** = Socket, Straight PCB Tail, Standard Profile

**PE** = Plug, Straight PCB Tail, High Profile

**SE** = Socket, Straight PCB Tail, High Profile

#### MOUNTING OPTIONS

**Blank** = .120" Mounting Holes

**SL** = Bottom side riveted #4-40 Clinch Nuts

**JS** = Top side riveted #4-40 Jackscrews

**BL** = Riveted #4-40 Internal Threaded Standoffs with Boardlocks

**R** = Riveted Round Jack Screws

**JSL** = Bottom side riveted #4-40 Clinch Nuts with Jack Screws installed

#### TERMINAL LENGTH

**1** = Standard tail length for .062" thru .125" PCB's (E = .189")

**2** = Wire wrap tail (E = .512")

#### OPTIONS:

Add designator(s) to end of part number

**15** = 15  $\mu$ m gold plating in contact area

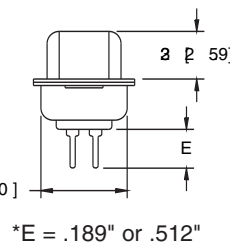
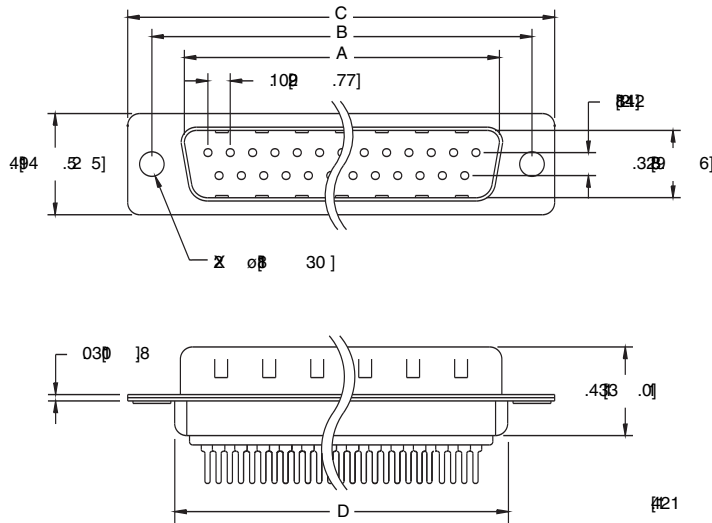
**30** = 30  $\mu$ m gold plating in contact area

**EMI** = Ferrite filtered version for EMI / RFI suppression (Page 72)

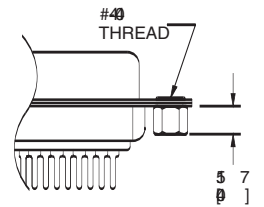
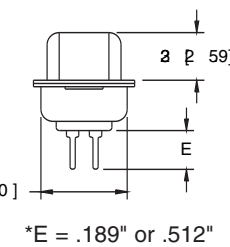
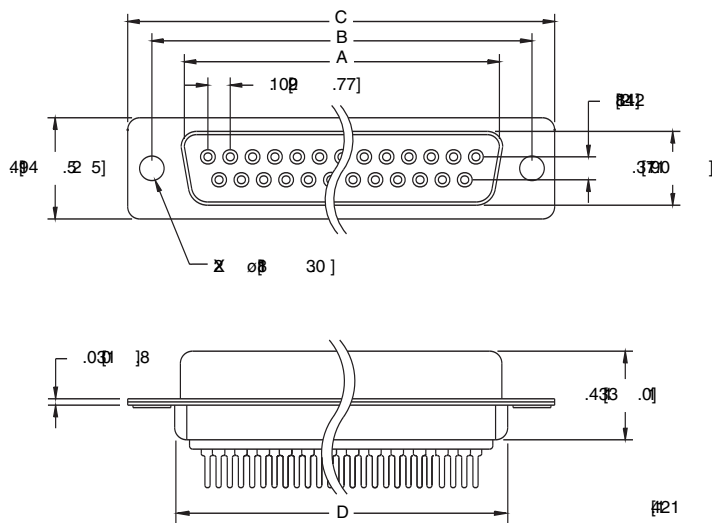
**HT** = Hi-Temp insulator for hi-temp soldering processes up to 260°C

### MOUNTING OPTIONS

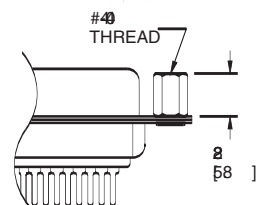
### PLUG



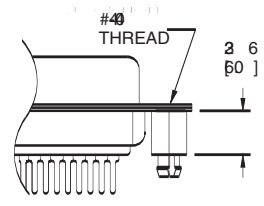
### SOCKET



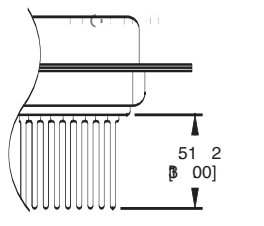
**SL Option**  
Bottom side riveted #4-40 Clinch Nuts



**JS Option**  
Top side riveted #4-40 Jack Screws



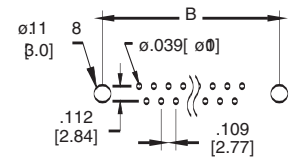
**BL Option**  
#4-40 Threaded Boardlocks



**Wire Wrap Tail Option**  
Terminal length -2 wire wrap tail

Unit: Inch [mm]

| Positions | PLUG          | SOCKET        | DIMENSIONS    |               |               |
|-----------|---------------|---------------|---------------|---------------|---------------|
|           | A             | A             | B             | C             | D             |
| 9         | .666 [16.92]  | .643 [16.33]  | .984 [24.99]  | 1.213 [30.81] | .756 [19.20]  |
| 15        | .994 [25.25]  | .971 [24.66]  | 1.312 [33.32] | 1.541 [39.14] | 1.091 [27.70] |
| 25        | 1.534 [38.96] | 1.511 [38.38] | 1.852 [47.04] | 2.088 [53.04] | 1.618 [41.10] |
| 37        | 2.182 [55.43] | 2.159 [54.84] | 2.500 [63.50] | 2.729 [69.32] | 2.256 [57.30] |
| 50        | 2.079 [52.81] | 2.064 [52.43] | 2.406 [61.11] | 2.637 [67.00] | 2.169 [55.10] |



**Recommended PCB Layout**