

### INTRODUCTION:

Adam Tech Right Angle .590" footprint PCB D-Sub connectors are a popular interface for many I/O applications. Offered in 9, 15, 25 and 37 positions they are an excellent choice for a low cost industry standard connection. They are available with full or half mounting flanges. Adam Tech connectors are manufactured with precision stamped contacts offering a choice of contact plating and a wide selection of mating and mounting options.

### FEATURES:

- Half or Full flange options
- Industry standard compatibility
- Durable metal shell design
- Precision formed contacts
- Variety of Mating and mounting options

### MATING CONNECTORS:

Adam Tech D-Subminiatures and all industry standard D-Subminiature connectors.

### SPECIFICATIONS:

#### Material:

Standard insulator: PBT, 30% glass reinforced, rated UL94V-0  
 Optional Hi-Temp insulator: Nylon 6T  
 Insulator Color: Black  
 Contacts: Phosphor Bronze  
 Shell: Steel, Tin or Zinc plated  
 Hardware: Brass, Nickel plated

#### Contact Plating:

Gold Flash (15 and 30 µin Optional) over Nickel underplate.

#### Electrical:

Operating voltage: 250V AC / DC max.  
 Current rating: 5 Amps max.  
 Contact resistance: 20 mΩ max. Initial  
 Insulation resistance: 5000 MΩ min.  
 Dielectric withstanding voltage: 1000V AC for 1 minute

#### Mechanical:

Insertion force: 0.75 lbs max  
 Extraction force: 0.44 lbs min

#### Temperature Rating:

Operating temperature: -65°C to +125°C  
 Soldering process temperature:  
 Standard insulator: 235°C  
 Hi-Temp insulator: 260°C

### PACKAGING:

Anti-ESD plastic trays

### APPROVALS AND CERTIFICATIONS:

UL Recognized File No. E224053  
 CSA Certified File No. LR1578596



### ORDERING INFORMATION

DB25

SQ

SA

4

#### SHELL SIZE/ POSITIONS

DE09 = 9 Position  
 DA15 = 15 Position  
 DB25 = 25 Position  
 DC37 = 37 Position

#### CONTACT TYPE

PQ = Plug,  
 .590" Footprint  
 SQ = Socket,  
 .590" Footprint

#### MATING FACE MOUNTING OPTIONS

3 = #4-40 fixed jack screws  
 4 = #4-40 flush threaded inserts  
 5 = #4-40 flush threaded inserts with removable jack screws installed  
 6 = .120" non-threaded mounting holes

\* See Mounting Option diagrams page 77

#### PCB MOUNTING OPTIONS

SA = Wrap around ground straps with thru holes on half flange

SB = Wrap around ground straps with thru holes on full flange

SC = Top side only ground straps with thru holes on half flange

SD = Top side only ground straps with thru holes on full flange

F = Forked boardlocks on half flange

R = Forked boardlocks on full flange

\* See Mounting Option diagrams page 77

#### OPTIONS:

Add designator(s) to end of part number

15 = 15 µin gold plating in contact area

30 = 30 µin gold plating in contact area

EMI = Ferrite filtered version for EMI/RFI suppression

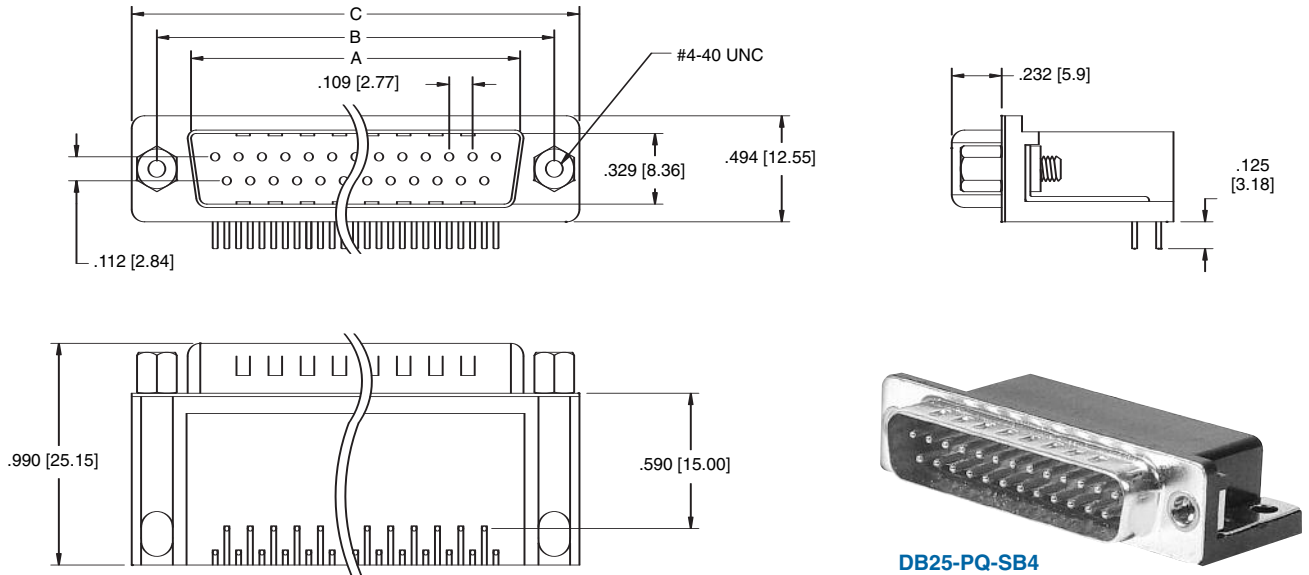
LPJ = Loose packed jackscrews

F = Superior retention 4 prong boardlocks

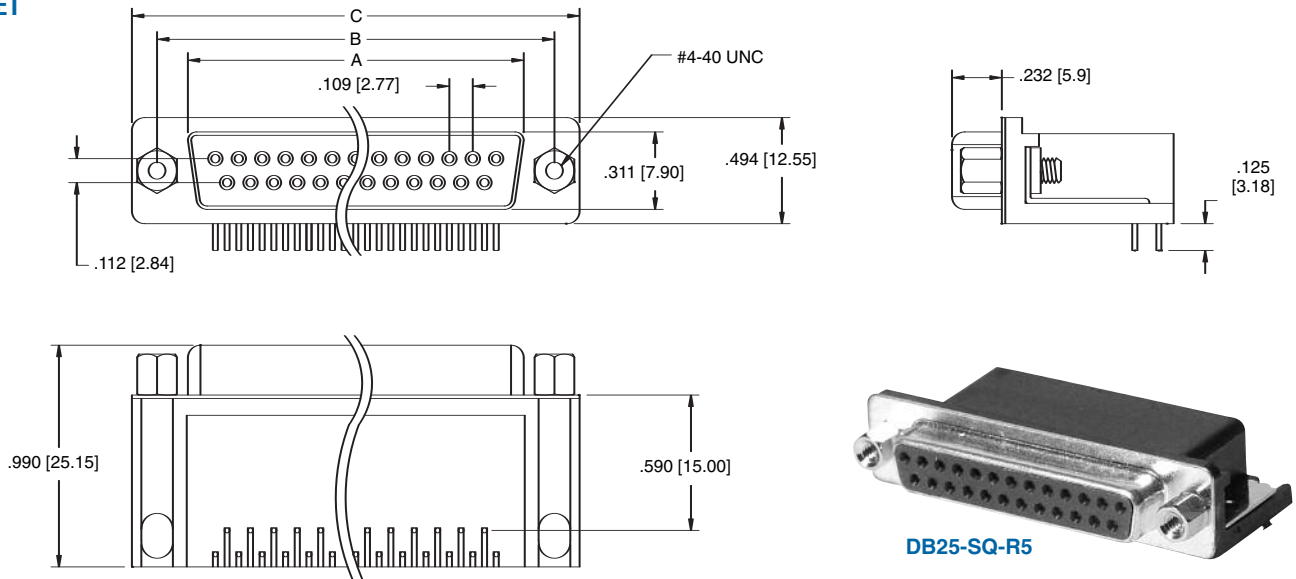
HT = Hi-Temp insulator for Hi-Temp soldering processes up to 260°C

R = Round jackscrews

### PLUG



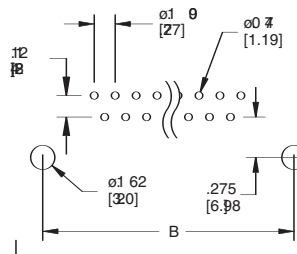
### SOCKET



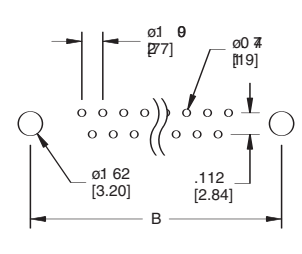
Unit: Inch [mm]

Pos.	PLUG	SOCKET	DIMENSIONS	
	A	A	B	C
9	.666 [16.92]	.643 [16.33]	.984 [24.99]	1.213 [30.81]
15	.994 [25.25]	.971 [24.66]	1.312 [33.32]	1.541 [39.14]
25	1.534 [38.96]	1.511 [38.38]	1.852 [47.04]	2.088 [53.04]
37	2.182 [55.43]	2.159 [54.84]	2.500 [63.50]	2.729 [69.32]

#### Half Flange PCB Layout for PCB mounting options (SA, SC, F)



#### Full Flange PCB Layout for PCB mounting options (SB, SD, R)



PCB Edge

## MATING FACE & PCB MOUNTING OPTIONS

<p><b>OPTION SA3</b></p> <p>#4-40 Fixed Jackscrew Wrap Around Ground Strap on Half Flange ø.126 Thru Hole</p>	<p><b>OPTION SA4</b></p> <p>#4-40 Threaded Insert Wrap Around Ground Strap on Half Flange ø.126 Thru Hole</p>	<p><b>OPTION SA5</b></p> <p>#4-40 Threaded Insert with Removable Jackscrew Wrap Around Ground Strap on Half Flange ø.126 Thru Hole</p>
<p><b>OPTION SA6</b></p> <p>#4-40 Threaded Insert Wrap Around Ground Strap on Half Flange ø.126 Thru Hole ø.120 Thru Hole</p>	<p><b>OPTION SB3</b></p> <p>#4-40 Fixed Jackscrew Wrap Around Ground Strap on Full Flange ø.126 Thru Hole</p>	<p><b>OPTION SB4</b></p> <p>#4-40 Threaded Insert Wrap Around Ground Strap on Full Flange ø.126 Thru Hole</p>
<p><b>OPTION SB5</b></p> <p>#4-40 Threaded Insert with Removable Jackscrew Wrap Around Ground Strap on Full Flange ø.126 Thru Hole</p>	<p><b>OPTION SB6</b></p> <p>#4-40 Threaded Insert Wrap Around Ground Strap on Full Flange ø.126 Thru Hole ø.120 Thru Hole</p>	<p><b>OPTION SC3</b></p> <p>#4-40 Fixed Jackscrew Top Side Ground Strap, Half Flange ø.126 Thru Hole</p>
<p><b>OPTION SC4</b></p> <p>#4-40 Threaded Insert Top Side Ground Strap, Half Flange ø.126 Thru Hole</p>	<p><b>OPTION SC5</b></p> <p>#4-40 Threaded Insert with Removable Jackscrew Top Side Ground Strap, Half Flange ø.126 Thru Hole</p>	<p><b>OPTION SC6</b></p> <p>#4-40 Threaded Insert Top Side Ground Strap, Half Flange ø.126 Thru Hole ø.120 Thru Hole</p>
<p><b>OPTION SD3</b></p> <p>#4-40 Fixed Jackscrew Top Side Ground Strap, Full Flange ø.126 Thru Hole</p>	<p><b>OPTION SD4</b></p> <p>#4-40 Threaded Insert Top Side Ground Strap, Full Flange ø.126 Thru Hole</p>	<p><b>OPTION SD5</b></p> <p>#4-40 Threaded Insert with Removable Jackscrew Top Side Ground Strap, Full Flange ø.126 Thru Hole</p>
<p><b>OPTION SD6</b></p> <p>#4-40 Threaded Insert Top Side Ground Strap, Full Flange ø.126 Thru Hole ø.120 Thru Hole</p>	<p><b>OPTION F3</b></p> <p>#4-40 Fixed Jackscrew Forked Board Lock Half Flange</p>	<p><b>OPTION F4</b></p> <p>#4-40 Threaded Insert Forked Board Lock Half Flange</p>
<p><b>OPTION F5</b></p> <p>#4-40 Threaded Insert with Removable Jackscrew Forked Board Lock Half Flange</p>	<p><b>OPTION F6</b></p> <p>#4-40 Threaded Insert with Removable Jackscrew Forked Board Lock Half Flange ø.120 Thru Hole</p>	<p><b>OPTION R3</b></p> <p>#4-40 Fixed Jackscrew Forked Board Lock Full Flange</p>
<p><b>OPTION R4</b></p> <p>#4-40 Threaded Insert Forked Board Lock Full Flange</p>	<p><b>OPTION R5</b></p> <p>#4-40 Threaded Insert with Removable Jackscrew Forked Board Lock Full Flange</p>	<p><b>OPTION R6</b></p> <p>#4-40 Threaded Insert Forked Board Lock Full Flange ø.120 Thru Hole</p>