

VOLTAGE CONTROLLED OSCILLATOR

SURFACE MOUNT MODEL: DCYS100200-12

YIG Replacement Series

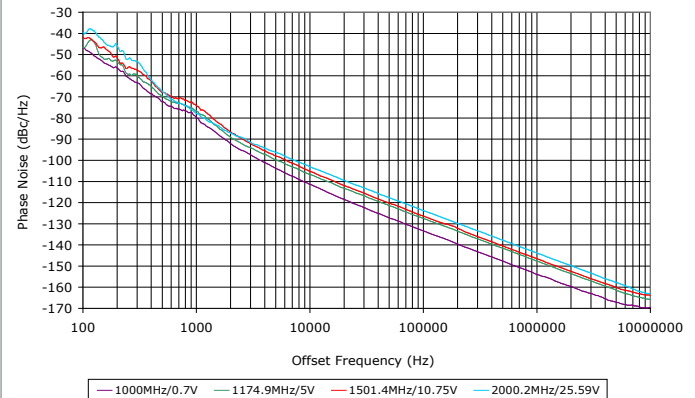
1000 - 2000 MHz

FEATURES:

- ▶ Exceptional Phase Noise Performance
- ▶ Small Size, Surface Mount
- ▶ Lead Free REL-PRO® Technology



Phase Noise



SPECIFICATIONS (Rev. B 07/03/07)

Frequency	1000 - 2000 MHz
Tuning Voltage (Full Band)	See table below.
Bias Voltage	+12 VDC @ 40 mA (Max.)
Output Power	+4 dBm (Min.)
Tuning Sensitivity	12 - 60 MHz/V (Typ.)
Output Impedance	50 Ohms (Nom.)
Harmonic Suppression	20 dB (Typ.)
Frequency Pulling	5 MHz (Typ. @ 1.75:1 VSWR)
Frequency Pushing	5 MHz/V (Typ.)
Tuning Port Capacitance	90 pF
Phase Noise @ 10 kHz	-105 dBc/Hz (Typ.)
Operating Temperature Range	-40 to +85 °C

Guaranteed Tuning Specifications

Tuning Voltage (V)	Frequency (MHz)
0.5	1000 (Max)
5	1100 (Min)
8	1250 (Min)
12	1500 (Min)
15	1650 (Min)
18	1750 (Min)
24	1850 (Min)
28	2000 (Min)

Absolute Maximum Ratings

Storage Temp. Range	-55 to +125 °C
Bias Voltage	+12.5 V
Tuning Voltage	+30 V
DC Voltage Applied to RF Out	± 25 V

Package # 278LF

REL-PRO® PATENT PENDING

OPTIONAL SOLDER AREA FOR HIGH VIBRATION ENVIRONMENT DIMENSIONS ARE IN INCHES.

TOLERANCES ON THREE DECIMAL PLACES= ± 0.015 ALL UNLABELED PINS TO BE GROUNDED.

PACKAGE MOUNTING: SEE APPLICATION NOTE AN7200

This product is manufactured under one or more of the following patents: Approved: 5,160,810; 5,122,621; 5,390,349; 5,416,449; 5,650,754; 5,805,431; 6,525,623; 6,850,575; 7,088,189; 7,180,381; 7,196,591; 7,262,870; 7,265,642; 7,292,113
 Pending: 60/493075; 60/501371 & 60/501790; 60/527957 & 60/528670; 60/563481; 60/564173; 60/589090; 60/601823; 60/605791; EV31369834; 11/259766; 60/622485 & 60/710310; 10/937525/60/736901; 60/732787



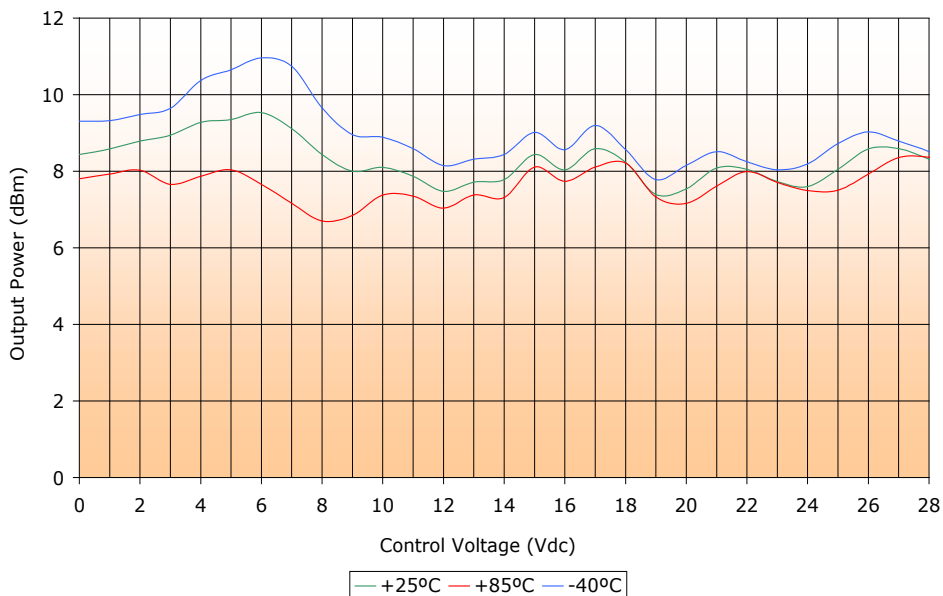
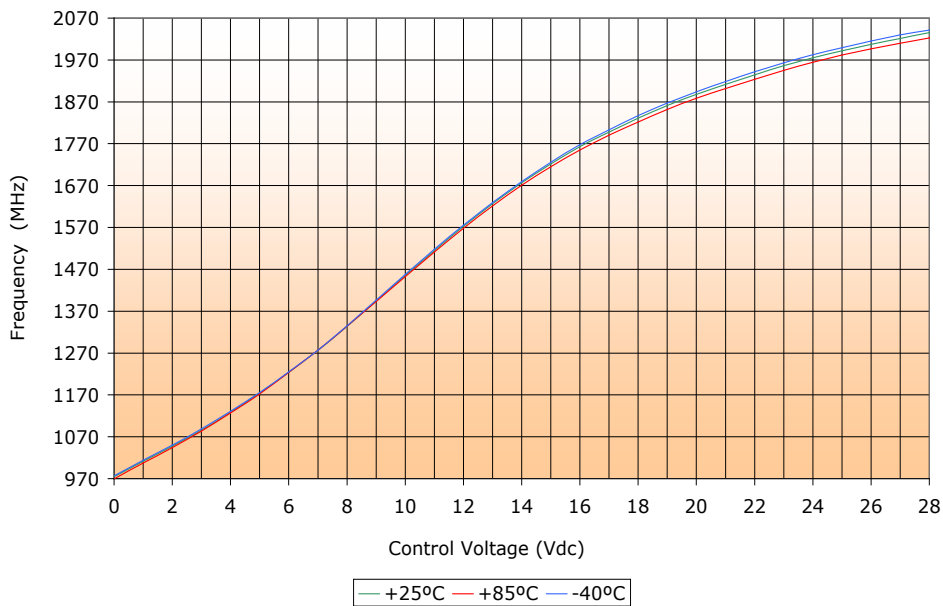
VOLTAGE CONTROLLED OSCILLATOR

SURFACE MOUNT MODEL: DCYS100200-12

YIG Replacement Series

1000 - 2000 MHz

PERFORMANCE PLOTS



This product is manufactured under one or more of the following patents: **Approved:** 5,160,810; 5,122,621; 5,390,349; 5,416,449; 5,650,754; 5,805,431; 6,525,623; 6,850,575; 7,088,189; 7,180,381; 7,196,591; 7,262,870; 7,265,642; 7,292,113
Pending: 60/493075; 60/501371 & 60/501790; 60/527957 & 60/528670; 60/563481; 60/564173; 60/589090; 60/601823; 60/605791; EV31369834; 11/259766; 60/622485 & 60/710310; 10/937525/60/736901; 60/732787

Copyright © 2007 Synergy Microwave Corporation
 201 McLean Boulevard • Paterson, New Jersey 07504 • Tel: (973) 881-8800 • Fax: (973) 881-8361
 E-Mail: sales@synergymw.com • World Wide Web: <http://www.synergymw.com>



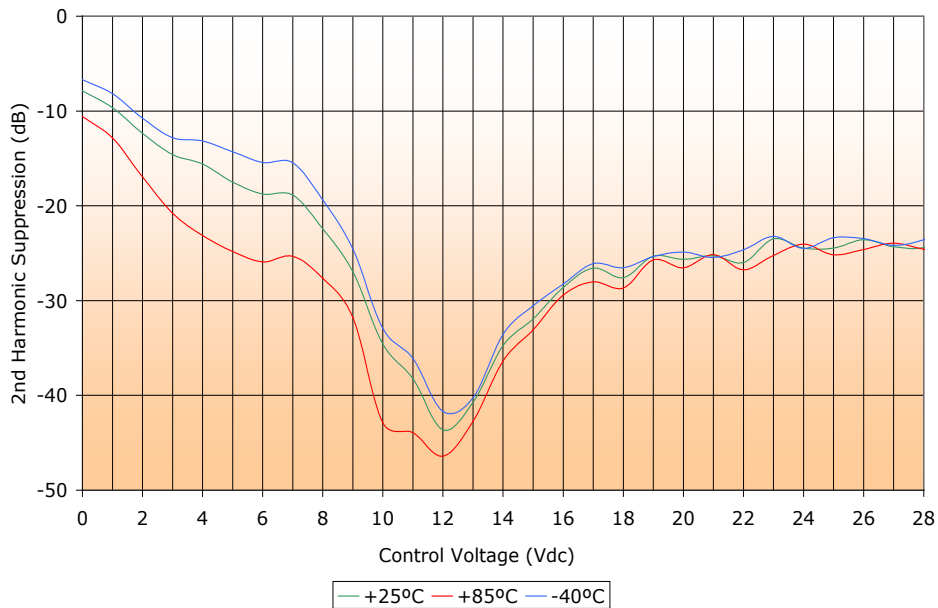
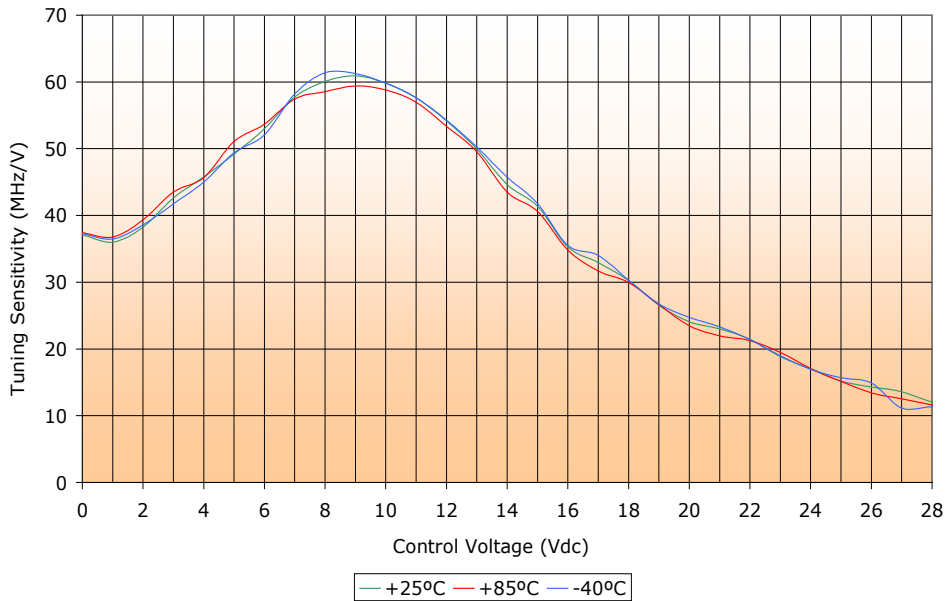
VOLTAGE CONTROLLED OSCILLATOR

SURFACE MOUNT MODEL: DCYS100200-12

YIG Replacement Series

1000 - 2000 MHz

PERFORMANCE PLOTS



This product is manufactured under one or more of the following patents: **Approved:** 5,160,810; 5,122,621; 5,390,349; 5,416,449; 5,650,754; 5,605,431; 6,525,623; 6,850,575; 7,088,189; 7,180,381; 7,196,591; 7,262,670; 7,265,642; 7,292,113
Pending: 60/493075; 60/501371 & 60/501790; 60/527957 & 60/528670; 60/563481; 60/564173; 60/589090; 60/601823; 60/605791; EV31369834; 11/259766; 60/622485 & 60/710310; 10/937525/60/736901; 60/732787

Copyright © 2007 Synergy Microwave Corporation
 201 McLean Boulevard • Paterson, New Jersey 07504 • Tel: (973) 881-8800 • Fax: (973) 881-8361
 E-Mail: sales@synergymw.com • World Wide Web: <http://www.synergymw.com>

