

CUSTOM NETWORKS

DSN SERIES - SIP Networks DDN SERIES - DIP Networks DLN SERIES - SM Networks



RESISTORS • CAPACITORS • COILS • DELAY LINES



Term. W is RoHS compliant & 260°C process compatible



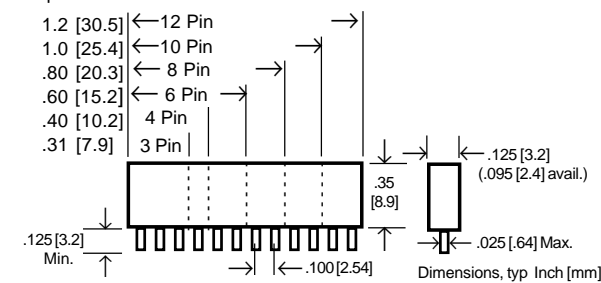
- Industry's widest range of custom networks!
 - Available on exclusive **SWIFT™** delivery program
 - Very economical in any volume
 - SIP package sizes: 3 to 12-pin std., (2 to 40-pin avail.)
 - DIP package sizes: 14 & 16-pin std., (4 to 40-pin avail.)
 - Resistor matching to .005% 1PPM TC
 - Wide range of custom and low-profile sizes available.
- Custom circuits are designed to the specific application utilizing virtually any combination of R/L/C/D components.

Custom R/L/C/D networks with little or no tooling charge!

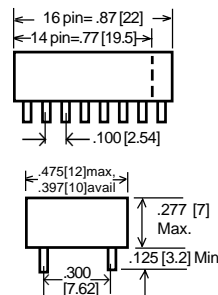
RCD's custom networks are a cost effective approach for numerous applications. Networks can be comprised solely of resistors, capacitors, inductors, diodes, or any combination. Depending on the requirements, custom networks are produced via monolithic (single substrate) or discrete construction. Discrete networks utilize various chip or leaded components welded or soldered into a circuit, then encapsulated into a molded epoxy case. Discrete networks provide wide design flexibility, fast delivery, and low set-up costs. Monolithic networks are conformal coated and generally enable lowest cost in medium to higher volumes.

SERIES DSN SIP DIMENSIONS

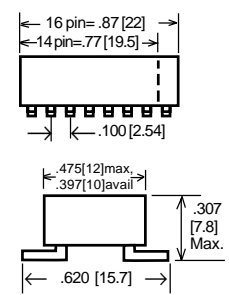
Odd pin counts also available



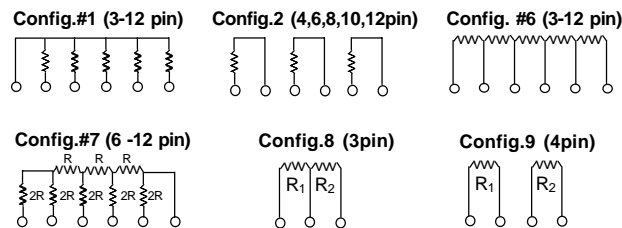
SERIES DDN DIP



SERIES DLN SURFACE MOUNT

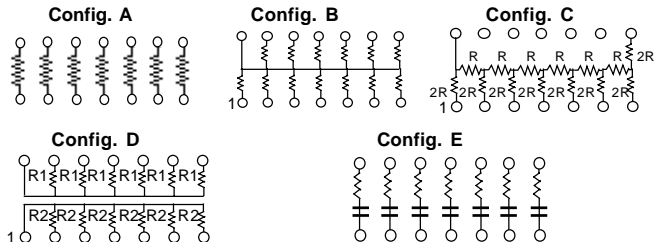


DSN STANDARD CONFIGURATIONS

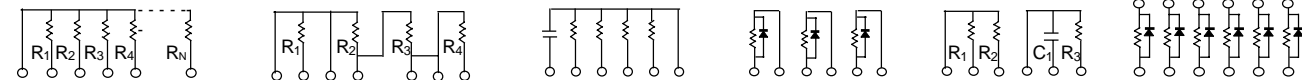


Standard configurations have single resistance value per package except Config's 7, 8, & 9.

DDN & DLN STANDARD CONFIGURATIONS



TYPICAL CUSTOM CONFIGURATIONS: (part numbers are assigned by factory)



SPECIFICATIONS:

Resistors (thick-film, thin-film, wirewound, foil, composition): 0.005Ω to 4000Meg, ±0.005% to 5%, ±2 to 200ppm, .125W is standard (available up to 1W)

Capacitors (ceramic or tantalum):
NPO: 0.47pf - 0.1pf, ±0.5% to ±10%
X7R: 100pf - 2.2μf, ±2% to ±20%
X5R: 100pf - 10μf, ±2% to ±20%
Z5U/Y5V: 1000pf-10μf, ±10% to +80-20%
Tantalum: 0.1uF - 220uF, ±1% to ±20%

Diodes: fast speed diodes such as 1N3595, 1N4148, 1N4150, etc., Schottky, Germanium, etc.

Inductors (thick-film, thin-film, wirewound): 1nH to 1000uH, ±10% (±1% to ±20% avail)

P/N DESIGNATION: (consult factory for non-std circuits)

