

VOLTAGE CONTROLLED OSCILLATOR

SURFACE MOUNT MODEL: DCRO128177-12

OPTIMIZED BANDWIDTH

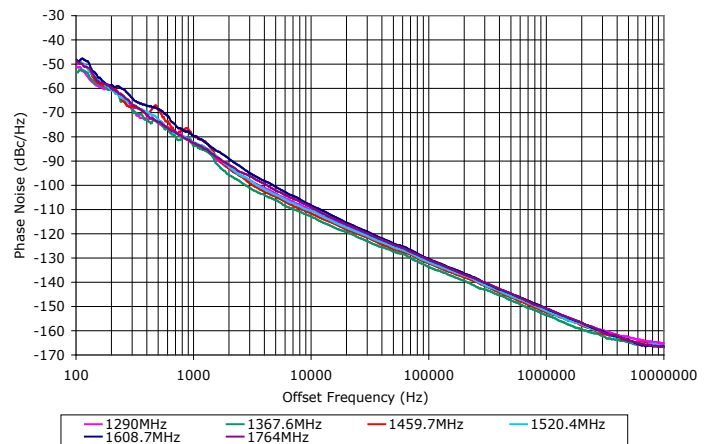
1280 - 1775 MHz

FEATURES:

- ▶ Exceptional Phase Noise Performance
- ▶ Small Size, Surface Mount
- ▶ Lead Free REL-PRO® Technology



Phase Noise



SPECIFICATIONS (Rev. C 10/20/08)

Frequency	1280 - 1775 MHz
Tuning Voltage (Full Band)	See table below.
Bias Voltage	+12 VDC @ 40 mA (Max.)
Output Power	+3 dBm (Min.)
Tuning Sensitivity	12 - 38 MHz/V (Typ.)
Output Impedance	50 Ohms (Nom.)
Harmonic Suppression	15 dB (Typ.)
Frequency Pulling	7 MHz (Typ. @ 1.75:1 VSWR)
Frequency Pushing	5 MHz/V (Typ.)
Tuning Port Capacitance	69 pF (Typ.)
Phase Noise @ 10 kHz	-112 dBc/Hz (Typ.)
Operating Temperature Range	-40 to +85 °C

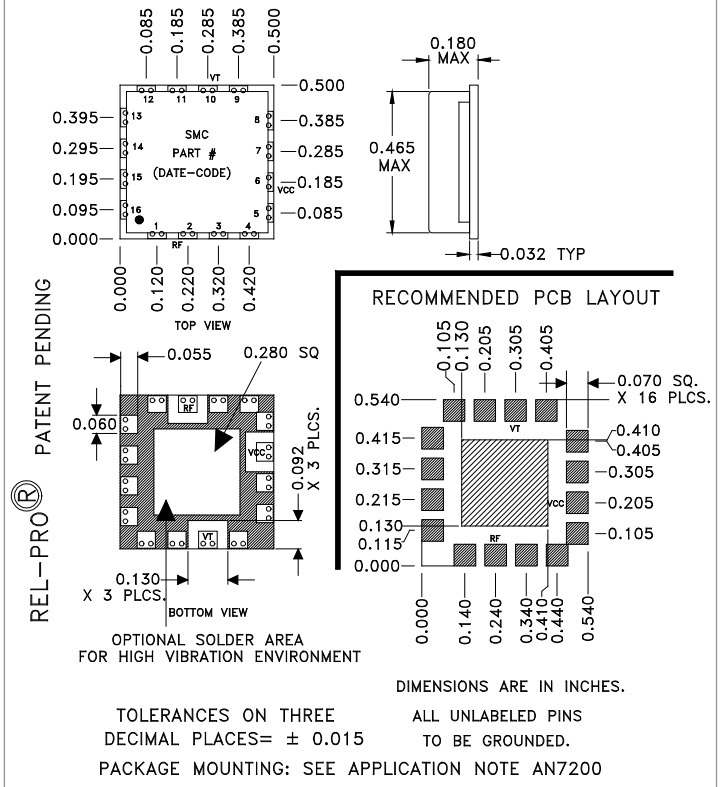
Guaranteed Tuning Specifications

Tuning Voltage (V)	Frequency (MHz)
0.5	1280 (Max)
5	1325 (Min)
8	1400 (Min)
12	1525 (Min)
15	1625 (Min)
18	1700 (Min)
24	1775 (Min)

Absolute Maximum Ratings

Storage Temp. Range	-55 to +125 °C
Bias Voltage	+12.5 V
Tuning Voltage	+26 V
DC Voltage Applied to RF Out	± 25 V

Package # 278LF



SPECIFICATIONS ARE SUBJECT TO CHANGE WITHOUT NOTICE.

This product is manufactured under one or more of the following patents: Approved: 5,160,810; 5,122,621; 5,390,349; 5,416,449; 5,650,754; 5,805,431; 6,525,623; 6,850,575; 7,088,189; 7,180,381; 7,196,591; 7,262,670; 7,265,642; 7,292,113
 Pending: 60/493075; 60/501371 & 60/501790; 60/527957 & 60/528670; 60/563481; 60/564173; 60/589090; 60/601823; 60/605791; EV31369834; 11/259766; 60/622485 & 60/710310; 10/937525/60/736901; 60/732787

Copyright © 2008 Synergy Microwave Corporation

201 McLean Boulevard • Paterson, New Jersey 07504 • Tel: (973) 881-8800 • Fax: (973) 881-8361
 E-Mail: sales@synergymw.com • World Wide Web: http://www.synergymw.com



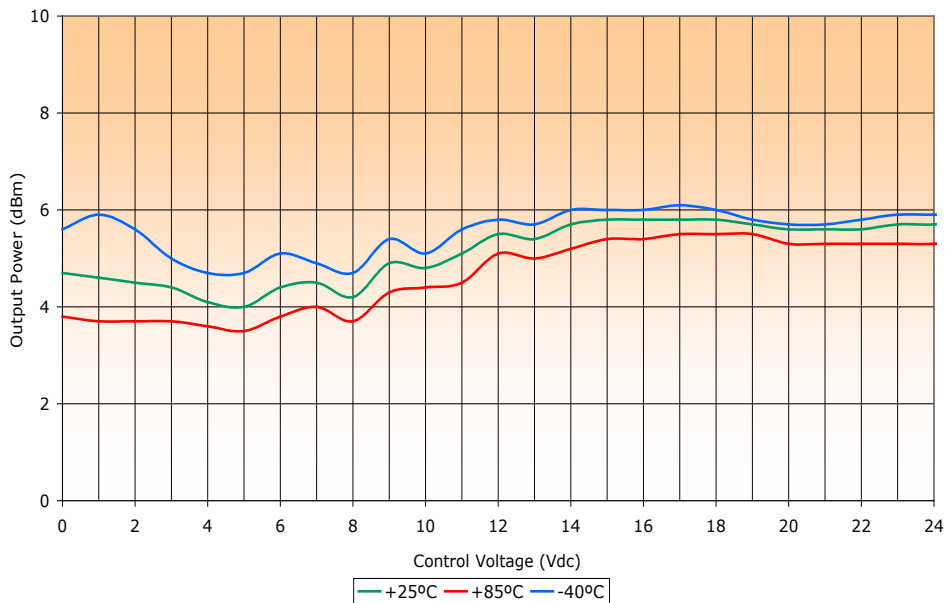
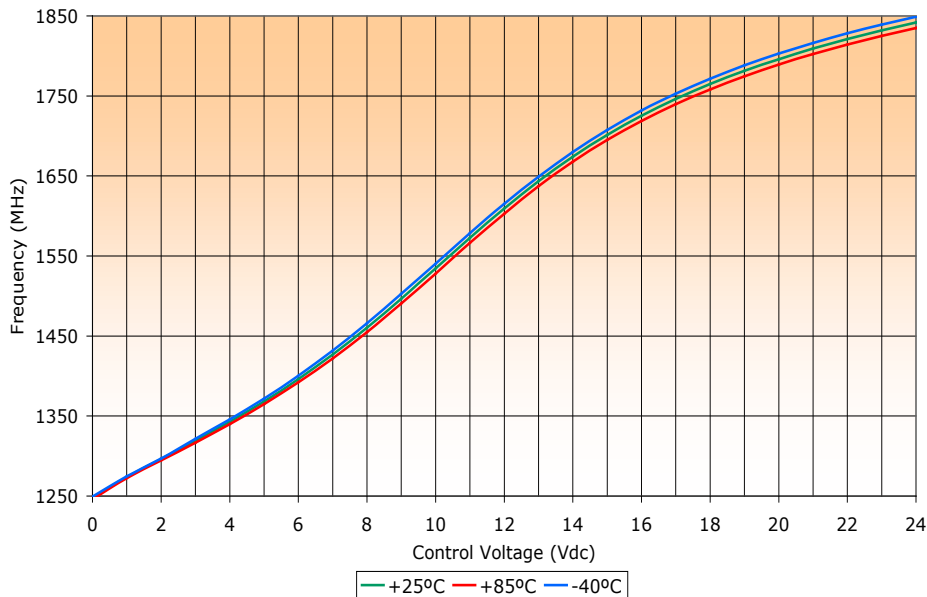
VOLTAGE CONTROLLED OSCILLATOR

SURFACE MOUNT MODEL: DCRO128177-12

OPTIMIZED BANDWIDTH

1280 - 1775 MHz

PERFORMANCE PLOTS



SPECIFICATIONS ARE SUBJECT TO CHANGE WITHOUT NOTICE.

This product is manufactured under one or more of the following patents: **Approved:** 5,160,810; 5,122,621; 5,390,349; 5,416,449; 5,650,754; 5,805,431; 6,525,623; 6,850,575; 7,088,189; 7,180,381; 7,196,591; 7,262,670; 7,265,642; 7,292,113
Pending: 60/493075; 60/501371 & 60/501790; 60/527957 & 60/528670; 60/563481; 60/564173; 60/589090; 60/601823; 60/605791; EV31369834; 11/259766; 60/622485 & 60/710310; 10/937525/60/736901; 60/732787

Copyright © 2008 Synergy Microwave Corporation

201 McLean Boulevard • Paterson, New Jersey 07504 • Tel: (973) 881-8800 • Fax: (973) 881-8361
 E-Mail: sales@synergymwave.com • World Wide Web: <http://www.synergymwave.com>

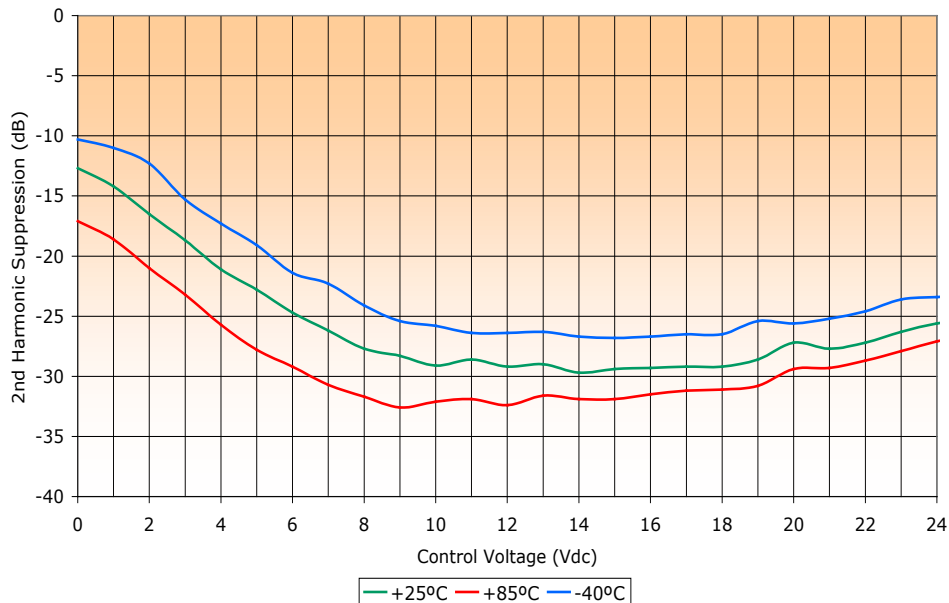
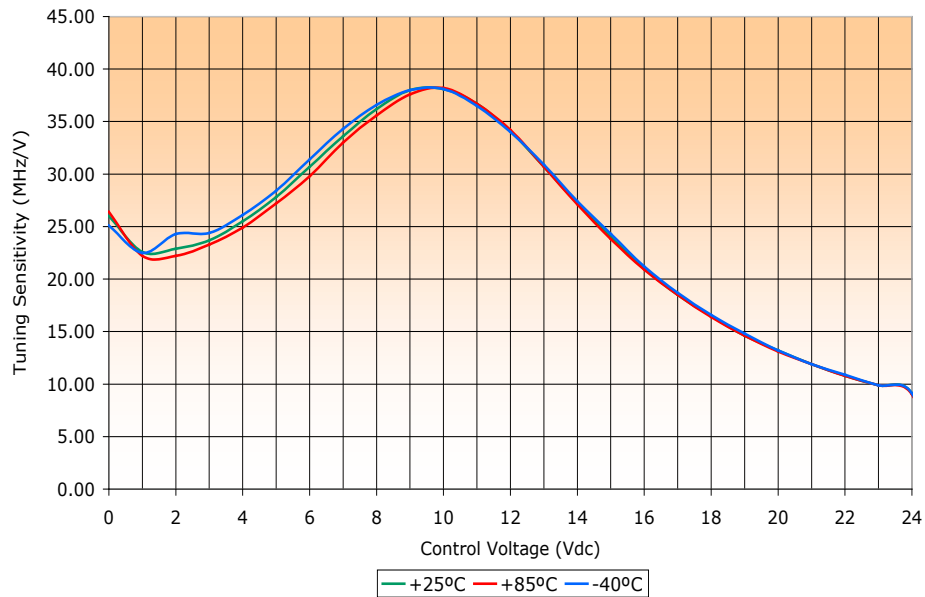


VOLTAGE CONTROLLED OSCILLATOR SURFACE MOUNT MODEL: DCRO128177-12

OPTIMIZED BANDWIDTH

1280 - 1775 MHz

PERFORMANCE PLOTS



SPECIFICATIONS ARE SUBJECT TO CHANGE WITHOUT NOTICE.

This product is manufactured under one or more of the following patents: **Approved:** 5,160,810; 5,122,621; 5,390,349; 5,416,449; 5,650,754; 5,805,431; 6,525,623; 6,850,575; 7,088,189; 7,180,381; 7,196,591; 7,262,670; 7,265,642; 7,292,113
Pending: 60/493075; 60/501371 & 60/501790; 60/527957 & 60/528670; 60/563481; 60/564173; 60/589090; 60/601823; 60/605791; EV31369834; 11/259766; 60/622485 & 60/710310; 10/937525/60/736901; 60/732787

Copyright © 2008 Synergy Microwave Corporation

201 McLean Boulevard • Paterson, New Jersey 07504 • Tel: (973) 881-8800 • Fax: (973) 881-8361
E-Mail: sales@synergymw.com • World Wide Web: <http://www.synergymw.com>

