

VOLTAGE CONTROLLED OSCILLATOR

SURFACE MOUNT MODEL: DCRO159161-12

OPTIMIZED BANDWIDTH

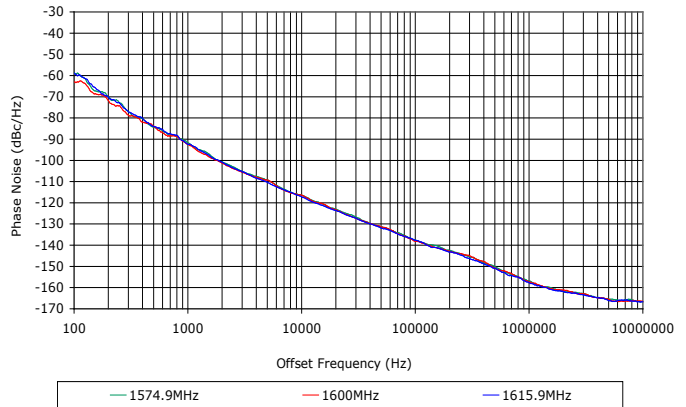
1575 - 1610 MHz

FEATURES:

- ▶ Exceptional Phase Noise Performance
- ▶ Small Size, Surface Mount
- ▶ Lead Free REL-PRO® Technology
- ▶ Planar Resonator Construction



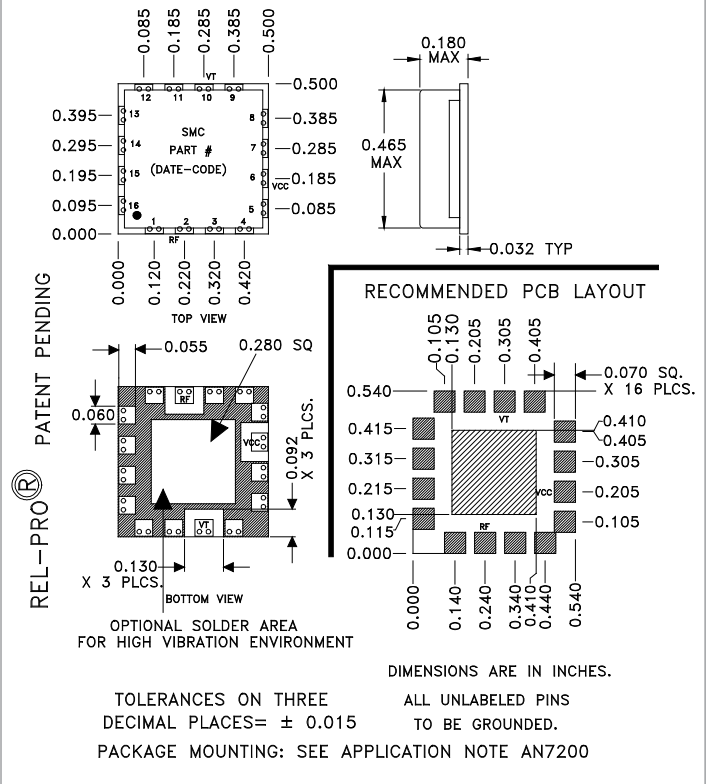
Phase Noise



SPECIFICATIONS (Rev. D 11/10/08)

Frequency	1575 - 1610 MHz
Tuning Voltage	See table below.
Bias Voltage	+12 VDC @ 38 mA (Max.)
Output Power	+2 dBm (Min.)
Tuning Sensitivity	5 - 7 MHz/V (Typ.)
Output Impedance	50 Ohms (Nom.)
Harmonic Suppression	27 dB (Typ.)
Frequency Pulling	1 MHz (Typ @ 1.75:1 VSWR)
Frequency Pushing	1 MHz/V (Typ.)
Tuning Port Capacitance	47 pF (Typ.)
Phase Noise @ 10 kHz	-117 dBc/Hz (Typ.)
Operating Temperature Range	-40 to +85 °C

Package # 278LF



Guaranteed Tuning Specifications

Tuning Voltage (V)	Frequency (MHz)
0.5	1575 (Max.)
5	1583 (Min.)
8	1595 (Min.)
12	1610 (Min.)

Absolute Maximum Ratings

Storage Temp. Range	-55 to +125 °C
Bias Voltage	+12.5 V
Tuning Voltage	+15 V
DC Voltage Applied to RF Out	± 25 V

SPECIFICATIONS ARE SUBJECT TO CHANGE WITHOUT NOTICE.

This product is manufactured under one or more of the following patents: Approved: 5,160,810; 5,122,621; 5,390,349; 5,416,449; 5,650,754; 5,805,431; 6,525,623; 6,850,575; 7,088,189; 7,180,381; 7,196,591; 7,262,670; 7,265,642; 7,292,113
 Pending: 60/493075; 60/501371 & 60/501790; 60/527957 & 60/528670; 60/563481; 60/564173; 60/589090; 60/601823; 60/605791; EV31369834; 11/259766; 60/622485 & 60/710310; 10/937525/60/736901; 60/732787

Copyright © 2008 Synergy Microwave Corporation
 201 McLean Boulevard • Paterson, New Jersey 07504 • Tel: (973) 881-8800 • Fax: (973) 881-8361
 E-Mail: sales@synergymwave.com • World Wide Web: http://www.synergymwave.com



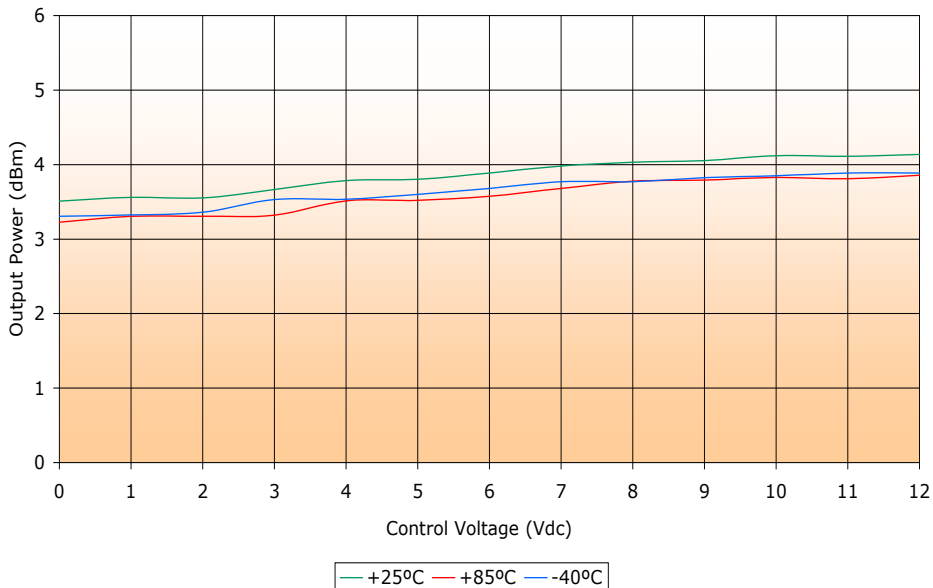
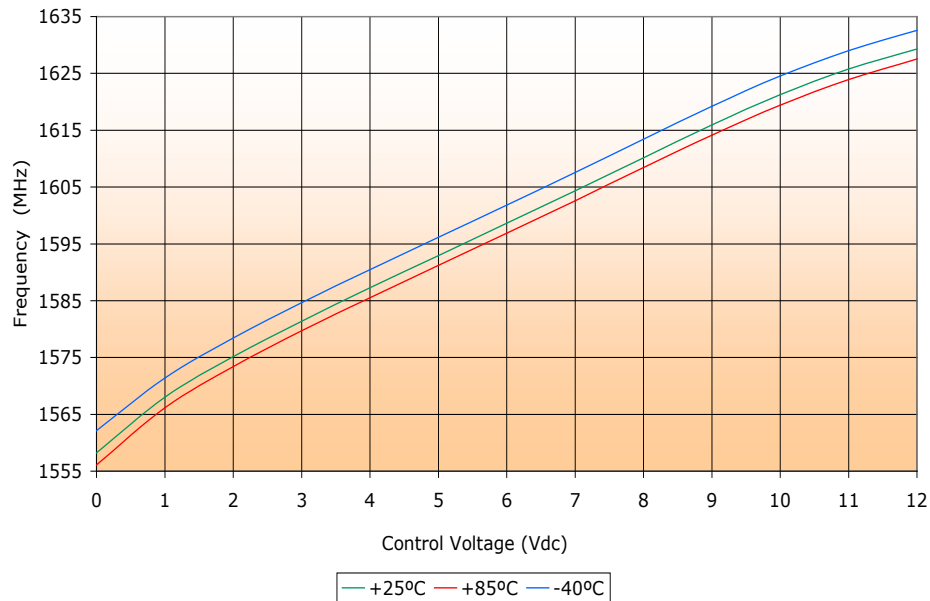
VOLTAGE CONTROLLED OSCILLATOR

SURFACE MOUNT MODEL: DCRO159161-12

OPTIMIZED BANDWIDTH

1575 - 1610 MHz

PERFORMANCE PLOTS



SPECIFICATIONS ARE SUBJECT TO CHANGE WITHOUT NOTICE.

This product is manufactured under one or more of the following patents: **Approved:** 5,160,810; 5,122,621; 5,390,349; 5,416,449; 5,650,754; 5,805,431; 6,525,623; 6,850,575; 7,088,189; 7,180,381; 7,196,591; 7,262,670; 7,265,642; 7,292,113
Pending: 60/493075; 60/501371 & 60/501790; 60/527957 & 60/528670; 60/563481; 60/564173; 60/589090; 60/601823; 60/605791; EV31369834; 11/259766; 60/622485 & 60/710310; 10/937525/60/736901; 60/732787

Copyright © 2008 Synergy Microwave Corporation
 201 McLean Boulevard • Paterson, New Jersey 07504 • Tel: (973) 881-8800 • Fax: (973) 881-8361
 E-Mail: sales@synergymwave.com • World Wide Web: http://www.synergymwave.com



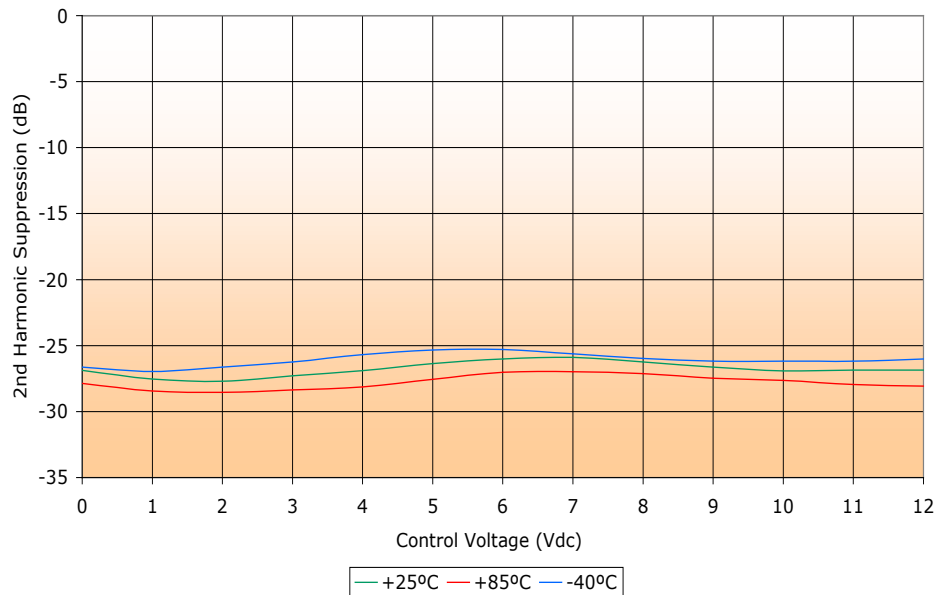
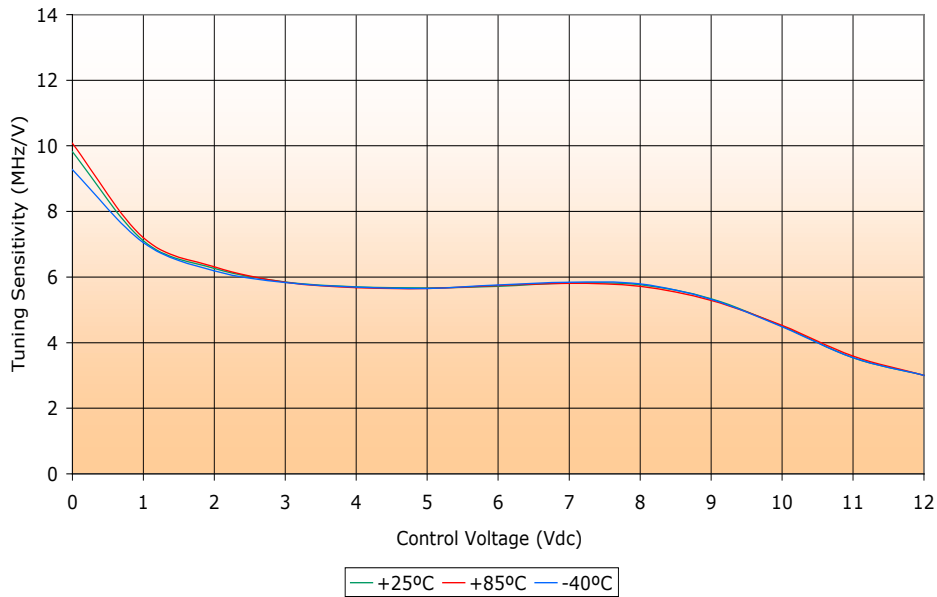
VOLTAGE CONTROLLED OSCILLATOR

SURFACE MOUNT MODEL: DCRO159161-12

OPTIMIZED BANDWIDTH

1575 - 1610 MHz

PERFORMANCE PLOTS



SPECIFICATIONS ARE SUBJECT TO CHANGE WITHOUT NOTICE.

This product is manufactured under one or more of the following patents: Approved: 5,160,810; 5,122,621; 5,390,349; 5,416,449; 5,650,754; 5,805,431; 6,525,623; 6,850,575; 7,088,189; 7,180,381; 7,196,591; 7,262,670; 7,265,642; 7,292,113
Pending: 60/493075; 60/501371 & 60/501790; 60/527957 & 60/528670; 60/563481; 60/564173; 60/589090; 60/601823; 60/605791; EV31369834; 11/259766; 60/622485 & 60/710310; 10/937525/60/736901; 60/732787

Copyright © 2008 Synergy Microwave Corporation
201 McLean Boulevard • Paterson, New Jersey 07504 • Tel: (973) 881-8800 • Fax: (973) 881-8361
E-Mail: sales@synergymwave.com • World Wide Web: <http://www.synergymwave.com>

