

VOLTAGE CONTROLLED OSCILLATOR


SURFACE MOUNT MODEL: DCRO219250-8

OPTIMIZED BANDWIDTH

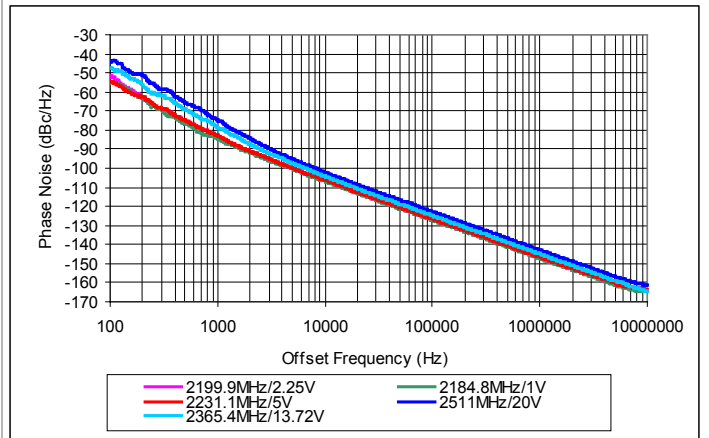
2190 - 2500 MHz

FEATURES:

- ▶ Exceptional Phase Noise Performance
- ▶ Small Size, Surface Mount
- ▶ Lead Free REL-PRO® Technology



Phase Noise



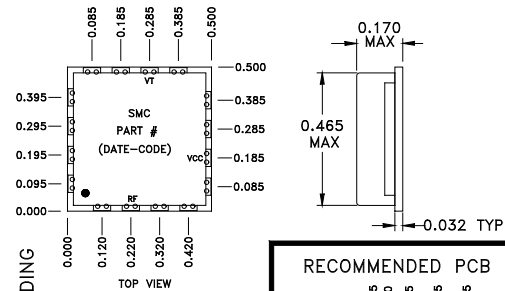
SPECIFICATIONS (Rev. B 07/03/07)

Frequency	2190 - 2500 MHz
Tuning Voltage (Full Band)	0.5 - 24 VDC
Bias Voltage	+8 VDC @ <35 mA
Output Power	+2 dBm (Min)
Tuning Sensitivity	10 - 25 MHz/V (Typ)
Output Impedance	50 Ohms (Nom)
Harmonic Suppression	10 dBc (Min)
Frequency Pulling	2 MHz (Typ @ 1.75:1 VSWR)
Frequency Pushing	2 MHz/V (Typ)
Phase Noise @ 10 kHz	-106 dBc/Hz (Typ)
Operating Temperature Range	-40 to +85 °C

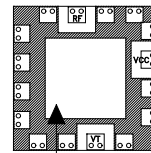
Guaranteed Tuning Specifications

Tuning Voltage (V)	Frequency (MHz)
0.5	2190 (Max)
5	2200 (Min)
8	2240 (Min)
12	2300 (Min)
15	2340 (Min)
18	2400 (Min)
24	2500 (Min)

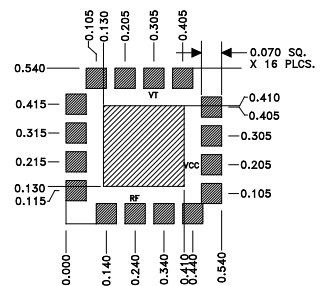
Package # 278LF



REL-PRO® PATENT PENDING



RECOMMENDED PCB LAYOUT



OPTIONAL SOLDER AREA FOR HIGH VIBRATION ENVIRONMENT

TOLERANCES ON THREE DECIMAL PLACES = ± 0.015

PACKAGE MOUNTING: SEE APPLICATION NOTE AN7200

ALL UNLABELED PINS TO BE GROUNDED.

This product is manufactured under one or more of the following patents: Approved: 5,160,810; 5,122,621; 5,390,349; 5,416,449; 5,650,754; 5,805,431; 6,525,623; 6,850,575; 7,088,189; 7,180,381; 7,196,591 | Pending: 60/493075; 60/501371 & 60/501790; 60/527957 & 60/528670; 60/563481; 60/564173; 60/589090; 60/601823; 60/605791; EV31369834; 11/259766; 60/622485 & 60/710310; 10/937525/60/736901; 60/732787

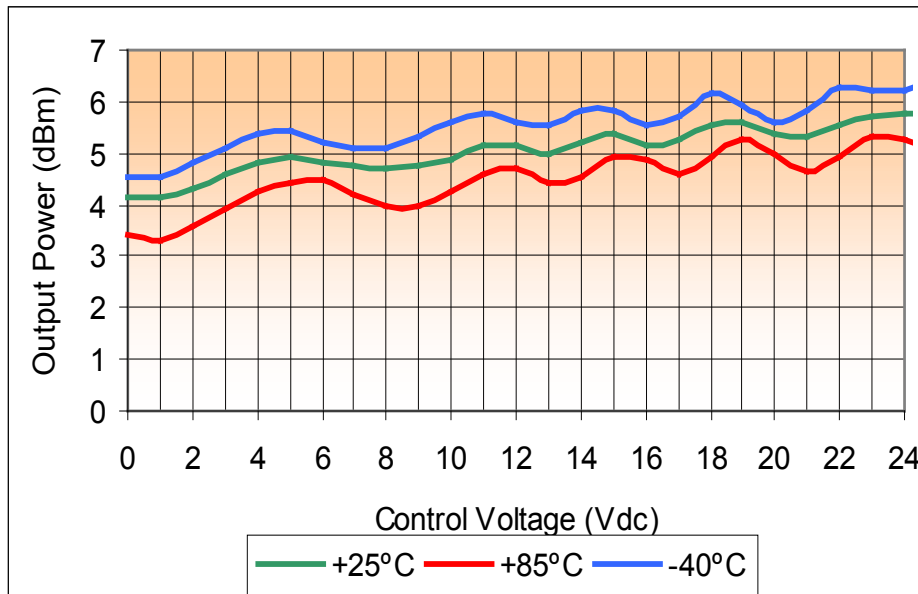
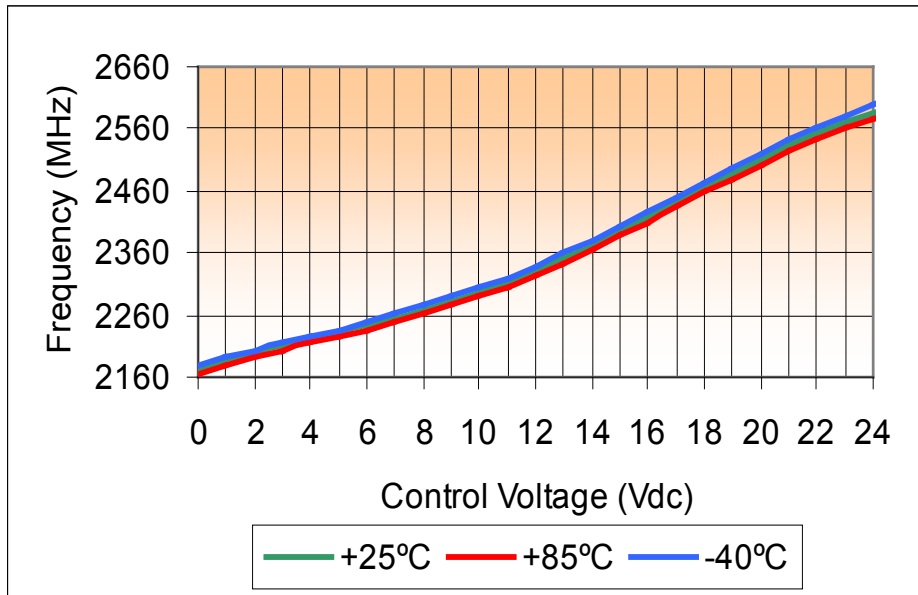
VOLTAGE CONTROLLED OSCILLATOR

SURFACE MOUNT MODEL: DCRO219250-8

OPTIMIZED BANDWIDTH

2190 - 2500 MHz

PERFORMANCE PLOTS



This product is manufactured under one or more of the following patents: Approved: 5,160,810; 5,122,621; 5,390,349; 5,416,449; 5,650,754; 5,805,431; 6,525,623; 6,850,575; 7,088,189; 7,180,381; 7,196,591 | Pending: 60/493075; 60/501371 & 60/501790; 60/527957 & 60/528670; 60/563481; 60/564173; 60/589090; 60/601823; 60/605791; EV31369834; 11/259766; 60/622485 & 60/710310; 10/937525/60/736901; 60/732787

Copyright © Synergy Microwave Corporation
201 McLean Boulevard • Paterson, New Jersey 07504 • Tel: (973) 881-8800 • Fax: (973) 881-8361
E-Mail: sales@synergymw.com • World Wide Web: <http://www.synergymw.com>



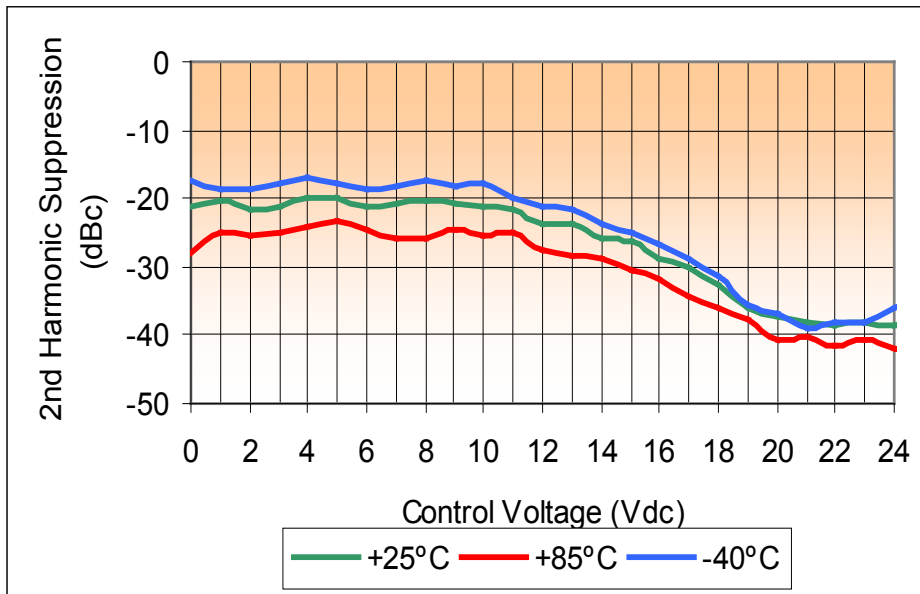
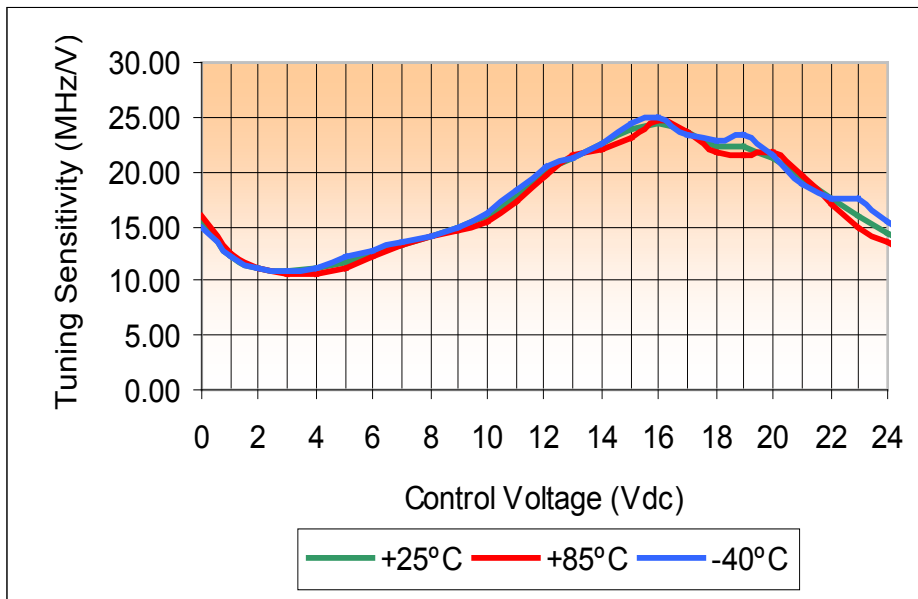
VOLTAGE CONTROLLED OSCILLATOR

SURFACE MOUNT MODEL: DCRO219250-8

OPTIMIZED BANDWIDTH

2190 - 2500 MHz

PERFORMANCE PLOTS



This product is manufactured under one or more of the following patents: Approved: 5,160,810; 5,122,621; 5,390,349; 5,416,449; 5,650,754; 5,805,431; 6,525,623; 6,850,575; 7,088,189; 7,180,381; 7,196,591 | Pending: 60/493075; 60/501371 & 60/501790; 60/527957 & 60/528670; 60/563481; 60/564173; 60/589090; 60/601823; 60/605791; EV31369834; 11/259766; 60/622485 & 60/710310; 10/937525/60/736901; 60/732787

Copyright © Synergy Microwave Corporation
 201 McLean Boulevard • Paterson, New Jersey 07504 • Tel: (973) 881-8800 • Fax: (973) 881-8361
 E-Mail: sales@synergymw.com • World Wide Web: <http://www.synergymw.com>

