

Marketing Bulletin

DATE: May 6, 2005
TO: All Sales Personnel
FROM: Mark Stoner
RE: E11 (OS/03) Termination

To all concerned parties,

This bulletin is to notify all customers of the discontinuation of the following Ecliptek series effective May 1st, 2005:

Series	Description	Recommended Replacement
E11	5V 14 pin DIP ECL Oscillator	None

In compliance with our End of Life (EOL) policy, this will serve as advanced notice of product termination. New orders will not be accepted after August 1st, 2005, with delivery to conclude by November 1st 2005.

If there are any questions pertaining to this bulletin, please feel free to contact me. Thank you again for your cooperation.

Best Regards,



Mark W. Stoner
Director of Marketing
Ecliptek Corporation

STANDARD SPECIFICATIONS

Frequency Range:	6.000MHz to 155.520MHz
Frequency Tolerance/Stability:	(All Values Inclusive of Operating Temp. Range, Supply Voltage, and Load)
00	±100ppm Max.
45	±50ppm Max.
25	±25ppm Max. (0°C to +70°C only), (less than or equal to 125.000MHz only)
Operating Temperature Range	
Blank	0°C to +70°C
ET	-40°C to +85°C
Storage Temperature Range	-55°C to +125°C
Supply Voltage (VEE)	-5.2Vdc ±5% (AA, AB, and AM); +5.2Vdc ±5% (AC)
Input Current	140mA Maximum
Output Voltage Logic High	-1.0Vdc Min./-0.7Vdc Max. (AA, AB, and AM); 4.0Vdc Min./4.5Vdc Max. (AC)
Output Voltage Logic Low	-1.95Vdc Min./-1.60Vdc Max. (AA, AB, and AM); 3.00Vdc Min./3.42Vdc Max. (AC)
Rise/Fall Time	2nSec Maximum (Measured at 20% to 80% of waveform)
Duty Cycle	50% ±10% (Measured at 50% of waveform)
Load Drive Capability	50 Ohms into -2.0Vdc (AA, AB, and AM); 50 Ohms into +3.0Vdc (AC)
Aging @ 25°C	±5ppm/year Maximum

OBSOLETE

ENVIRONMENTAL & MECHANICAL

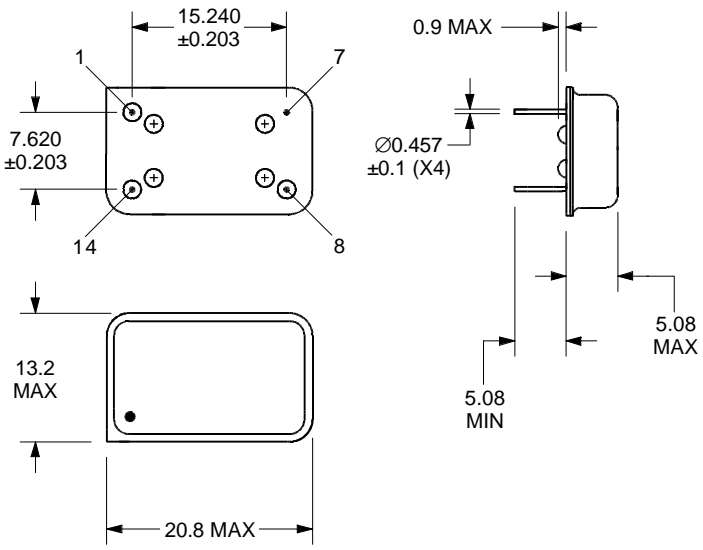
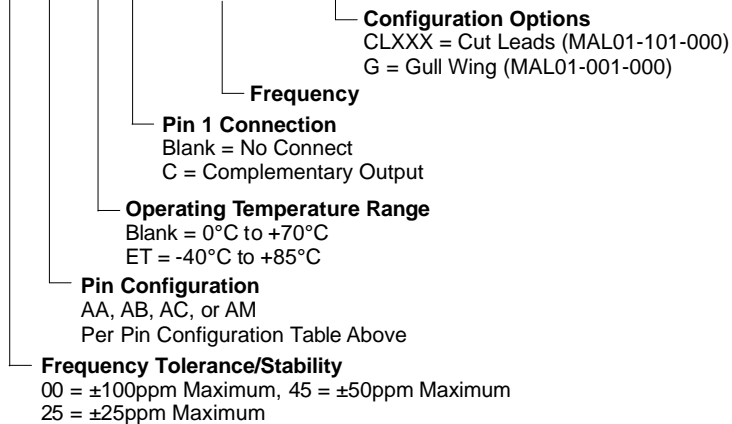
Fine Leak Test:	MIL-STD-883, Method 1014, Condition A	Solderability:	MIL-STD-883, Method 2002
Gross Leak Test:	MIL-STD-883, Method 1014, Condition C	Temperature Cycling:	MIL-STD-883, Method 1010
Mechanical Shock:	MIL-STD-202, Method 213, Condition C	Resistance to Soldering Heat:	MIL-STD-202, Method 210
Vibration:	MIL-STD-883, Method 2007, Condition A	Resistance to Solvents:	MIL-STD-202, Method 215
Lead Integrity:	MIL-STD-883, Method 2004		

PIN CONFIGURATIONS

PIN	AA	AB	AC	AM
1	Ground/Case	No Connect or Complementary Output	No Connect or Complementary Output	No Connect or Complementary Output
7	-5.2V	-5.2V	Ground/Case	Ground/Case
8	Output	Output	Output	Output
14	Ground	Ground/Case	+5.2Vdc	-5.2Vdc

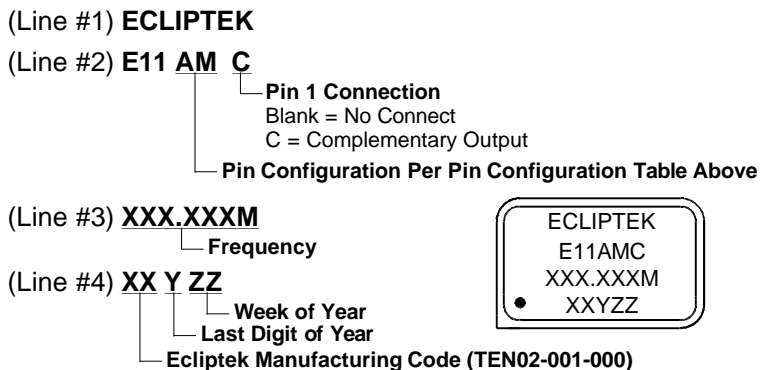
PART NUMBERING GUIDE

E11 00 AM ET C - 24.000M - CL175



ALL DIMENSIONS
IN MILLIMETERS

MARKING GUIDE



SPECIFICATION CONTROL DRAWING

		Drawing Number CSC01-010-000	
Title FULL SIZE ECL OSCILLATOR			
Revision E		Effectivity Date 08-27-03	
ECN Number 8675		PAGE 1 OF 2	
Approved By	Date	Released By	Date

NOTE: Pin 1 shall be marked with a black dot. Marking shall conform to conditions listed in TQC41-001-000.