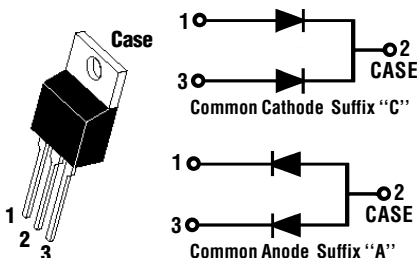
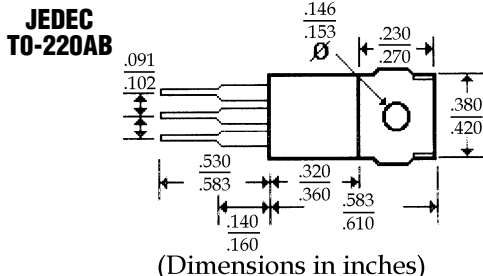


Description



Mechanical Dimensions

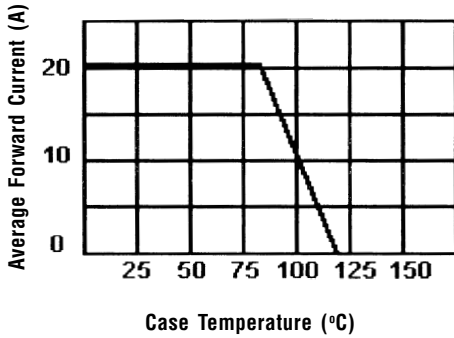


Features

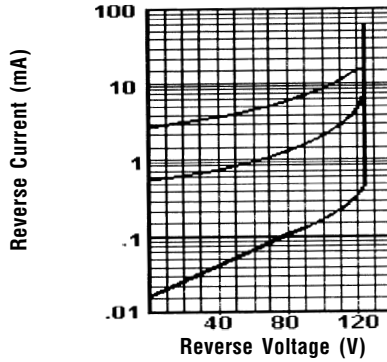
- HIGH CURRENT CAPABILITY WITH LOW V_F
- HIGH SURGE VOLTAGE AND TRANSIENT PROTECTION
- HIGH EFFICIENCY w/LOW POWER LOSS
- MEETS UL SPECIFICATION 94V-0

<i>FBR2030 . . . 2045 Series</i>					Units
Maximum Ratings	FBR2030	FBR2035	FBR2040	FBR2045	
Peak Repetitive Reverse Voltage... V_{RRM} Pulse Test 0.5 ms, Duty Cycle 1/40	30	35	40	45	Volts
Working Peak Reverse Voltage... V_{RWM}	30	35	40	45	Volts
DC Blocking Voltage... V_{DC}	30	35	40	45	Volts
Average Forward Rectified Current... I_o @ $T_c = 110^\circ\text{C}$ 20				Amps
Non-Repetitive Peak Forward Surge Current... I_{FSM} @ Rated Load Conditions, Sinosoidal Wave, 60Hz, 1 Cycle, $T_j = 125^\circ\text{C}$ 250				Amps
Operating Temperature Range... T_j -40 to 125				°C
Storage Temperature Range... T_{STRG} + 125				°C
Electrical Characteristics					
Maximum Forward Voltage @ 10 A... V_F55				Volts
Maximum DC Reverse Current (@ $V_R = V_{RM}$)... I_R @ Rated DC Blocking Voltage 3.0				mAmps
Thermal Resistance, Junction to Case... $R_{\theta JC}$ 1.5				°C / W

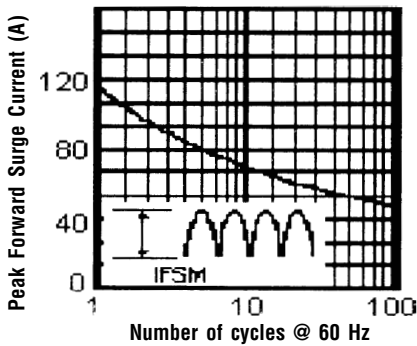
Forward Current Derating Curve



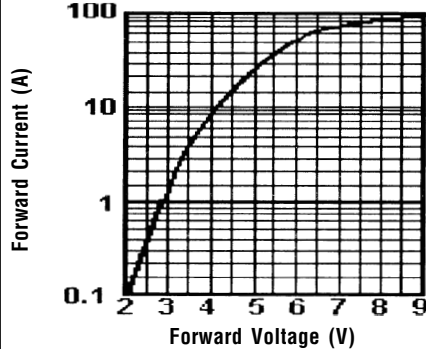
Typical Reverse Characteristics



Maximum Surge Capacity



Typical Forward Characteristics



Ratings at 25 Deg. C ambient temperature unless otherwise specified.

Single Phase Half Wave, 60 Hz Resistive or Inductive Load.

For Capacitive Load, Derate Current by 20%.