

DESCRIPTION

The FC-4224 Fire Alarm Control panel is a proven, versatile, four-zone control with space to accommodate an optional digital communicator. It meets the requirements of NFPA Standard 72 for Central Station, Protected Premises, and Remote (DACT) Supervising Station Fire Alarm Systems. It is Listed to UL Standard 864, inherently power limited and meets all UL transient immunity requirements.

The many features of the FC-4224 control provide a cost-effective approach to systems design, and allow a great degree of flexibility in one enclosure. These features include a choice of four (4) Class B, Style B or two (2) Class A, Style D initiating circuits together with a choice of two (2) Class B, Style Y or one (1) Class A, Style Z notification appliance circuit, rated at 1.25 amps each. Notification appliance circuits can be configured as silenceable or non-silenceable.

DIP switch programming is used throughout, eliminating the need for computers and associated software.

A time delay of 30, 60 or 90 seconds is available for waterflow switches.

The control is housed in a red steel enclosure with a window offering a view of LEDs displaying the status of vital functions and allowing access to switches controlling system operation. The surface mounted enclosure, with its slim appearance (3 3/8-inch depth) is designed to blend with any environment. Space is available for two (2) B-7R batteries.

Supervision of vital components, plug-in modules, functional switches and standby batteries is provided.

The optional digital communicator includes a wide range of selectable transmission formats to communicate to most central stations. Other features of the communicator are: A line-active indicator for each of two phone lines, "Kiss-Off" signal LED, dual "low telephone voltage detect" circuitry and programmable event codes per format. The FC-4224 control is programmable for AC power loss delay required for DACT operation.

An optional serial annunciator driver allows remote alarm annunciation to as many as four (4) Model FC-2866 remote annunciators.

Other optional modules include the FC-2880 I/O module which provides 34 pre-defined open collector outputs that can be used to drive LEDs or relays.

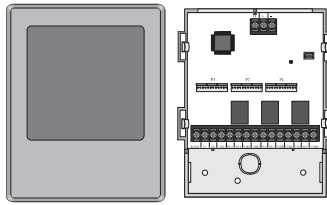


FEATURES

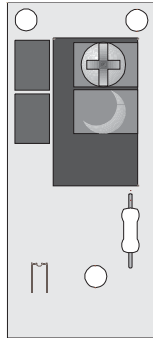
- Inherently Power Limited**
- DIP Switch Programming**
- Choice of Output Patterns Including ANSI S3.41**
- Programmable Time Delay for Waterflow Switches**
- Periodic Trouble Reminder**
- Walk Test Feature**
- Optional Digital Communicator with Multiple Reporting Formats**
- Serial Annunciator Output (Optional)**
- Surface Mount Technology**

AGENCY APPROVALS

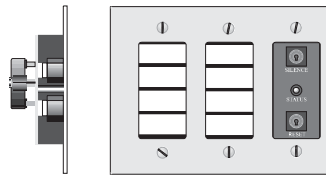
UL	S1869
CSFM	Approved



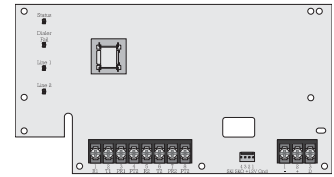
FC-2880 Annunciator Driver Module



FC-2884 Serial Driver Module



FC-2866 Remote Zone Annunciator



FC-2104 Digital Alarm Communicator Transmitter

OPERATING CHARACTERISTICS AND DIMENSIONS

Supervisory current	.065 amp.
Alarm current	.250 amp
Operating temperature	32 - 120° F (0 - 49° C)
Relative humidity	85% (non-condensing)
Dimensions	15 1/8" H x 12 13/16" W x 3 3/8" D (38.4 cm x 33 cm x 8.5 cm)

ORDERING INFORMATION

Part Number	Model	Description
150-00002	FC-4224	Four-zone Control, 120 VAC
151-00001	FC-2884	Serial Driver Module
151-00003	FC-2880	Annunciator Driver Module
151-00004	FC-2866	Remote Zone Annunciator w/reset and silence switches
151-00005	FC-2104	Digital Alarm Communicator Transmitter
151-00019	2190	Cabinet for FC-2104 DACT (optional)
151-00017	5230	Programmer for FC-2104 DACT
151-00018	7860	Cable w/spade lugs for connection to Telco RJ31X plug. (Optional)
151-00020		Quick connect cable to connect 5230 Programmer to FC-2104 DACT
151-00008	FC-4224PC 7628	Replacement printed circuit board UL Listed EOL resistor
151-00011		120 VAC Transformer (replacement)
151-00012		230 VAC, 50 Hz Transformer (optional)
	Requires one (1) FC-2884	

FC-2104 DACT reporting formats are:

- SIA 8 or 20
- 3/1 1,400 or 2,300 Hz
- Contact ID
- SK- 4/2
- BFSK 1,400 or 2,300 Hz