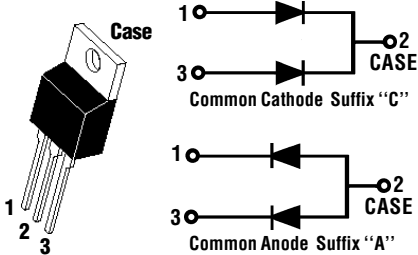
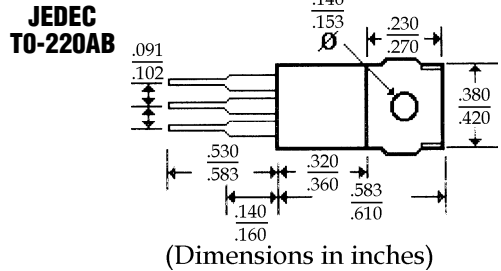


FBR2530 ... 2560 Series

Description



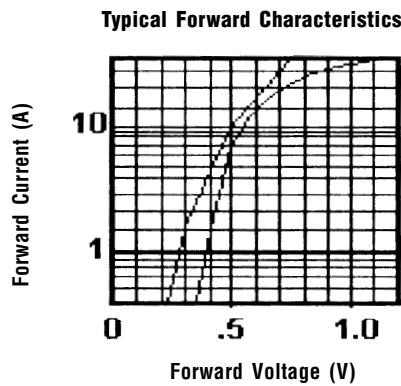
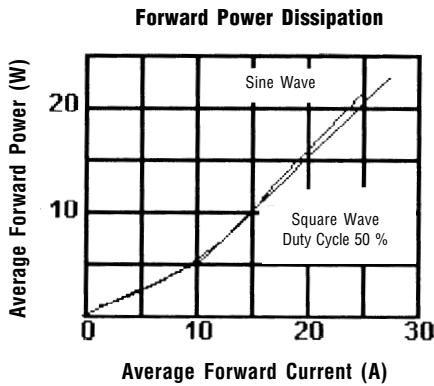
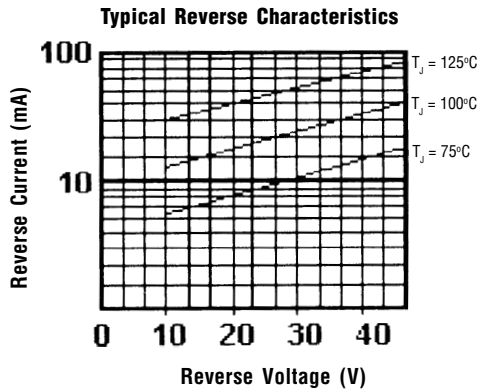
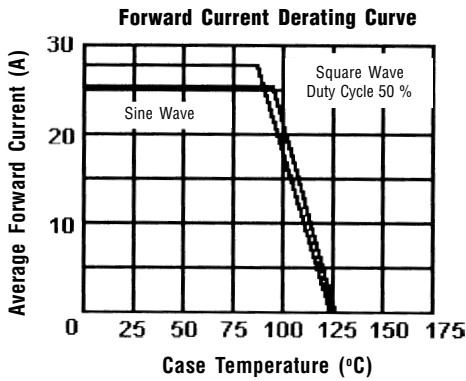
Mechanical Dimensions



Features

- HIGH CURRENT CAPABILITY WITH LOW V_F
- HIGH SURGE VOLTAGE AND TRANSIENT PROTECTION
- HIGH EFFICIENCY w/LOW POWER LOSS
- MEETS UL SPECIFICATION 94V-0

<i>FBR2530 . . . 2560 Series</i>						Units
Maximum Ratings	FBR2530	FBR2535	FBR2540	FBR2545	FBR2560	
Peak Repetitive Reverse Voltage... V_{RRM}	30	35	40	45	60	Volts
Working Peak Reverse Voltage... V_{RWM}	30	35	40	45	60	Volts
DC Blocking Voltage... V_{DC}	30	35	40	45	60	Volts
Average Forward Rectified Current... I_o $T_c = 110^\circ\text{C}$ 25					Amps
Non-Repetitive Peak Forward Surge Current... I_{FSM} @ Rated Load Conditions, Sinosoidal Wave, 60Hz, 1 Cycle, $T_j = 125^\circ\text{C}$ 250					Amps
Operating Temperature Range... T_j -40 to 125					°C
Storage Temperature Range... T_{STRG} + 125					°C
Electrical Characteristics						
Maximum Forward Voltage @ 12.5 A... V_F	<55 > <65 >					Volts
Maximum DC Reverse Current (@ $V_R = V_{RM}$)... I_R @ Rated DC Blocking Voltage 3.0					mAmps
Thermal Resistance, Junction to Case... $R_{\theta JC}$ 1.5					°C / W



Ratings at 25 Deg. C ambient temperature unless otherwise specified.

Single Phase Half Wave, 60 Hz Resistive or Inductive Load.

For Capacitive Load, Derate Current by 20%.