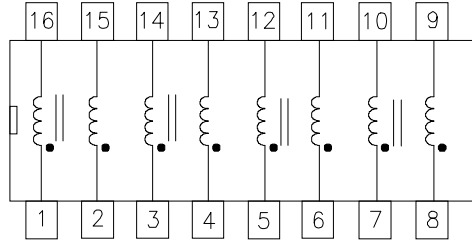


# Common Mode Choke

## Schematic Diagram

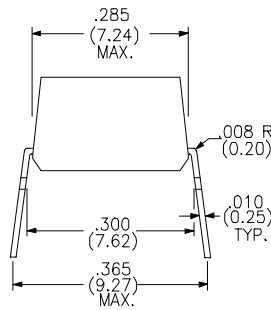
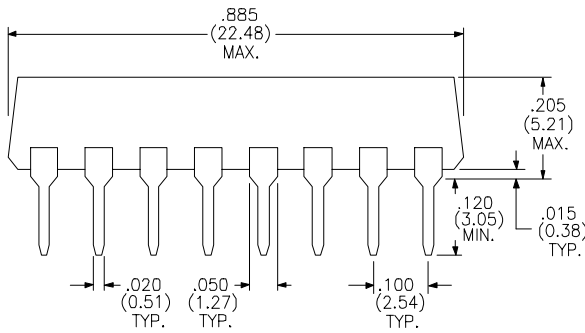


Electrical Specifications at 25° C

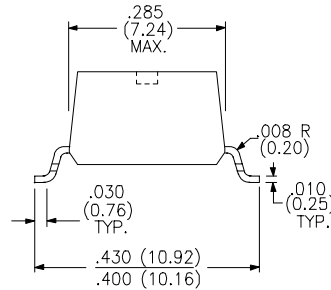
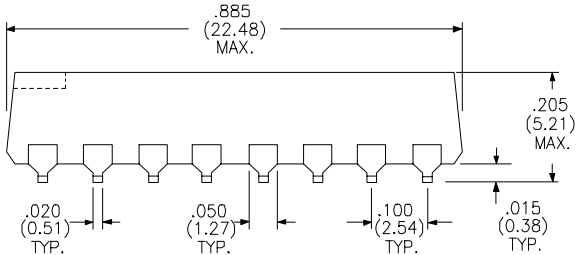
Part Number	Pri. Ind. OCL, Min. (μH)	DCR Max. (Ω)	Hi-Pot Min. V <sub>RMS</sub>	Common Mode Attenuation (dB)							
				100k	1M	10M	30M	50M	100M	300M	500M
F-1902	47	0.3	2000	3	20	33	37	35	27	9	4

Operating Temperature Range: 0 °C to +70 °C

## Physical Dimensions inches (mm)



**Thru-hole DIP**  
**P/N F-1902**



**Gullwing SMD**  
**P/N F-1902G**

RHOMBUS P/N: F-1902 & F-1902G

CUST P/N:

NAME:

DATE: 9/13/96

SHEET: 1 OF 1