

## 35 Amp. Glass Passivated Bridge Rectifier

<p>Dimensions in mm.</p>	<table style="width: 100%; text-align: center;"> <tr> <td style="width: 50%;">Voltage 50 to 1000 V</td> <td style="width: 50%;">Current 35 A</td> </tr> </table> <div style="text-align: center; margin: 10px 0;"> </div> <ul style="list-style-type: none"> <li>Glass Passivated Junction</li> <li>UL recognized under component index file number E130180</li> <li>Terminals: FASTON ①</li> <li>Terminals: WIRE LEADS ②</li> <li>Max. Mounting Torque: 25 Kg x cm</li> </ul> <p>Lead and polarity identifications High surge current capability</p>	Voltage 50 to 1000 V	Current 35 A
Voltage 50 to 1000 V	Current 35 A		

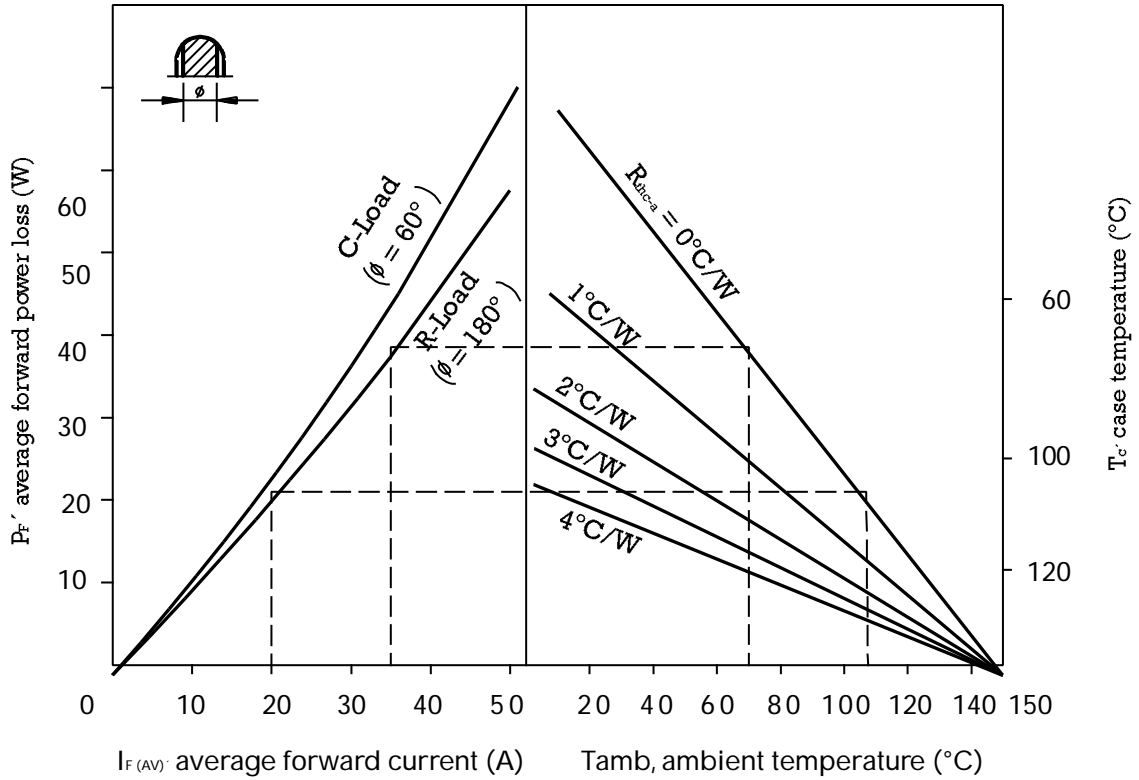
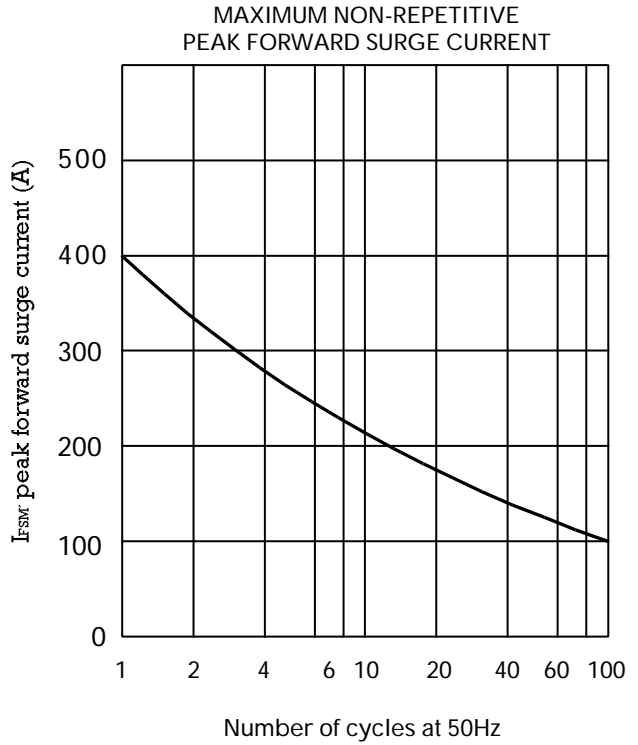
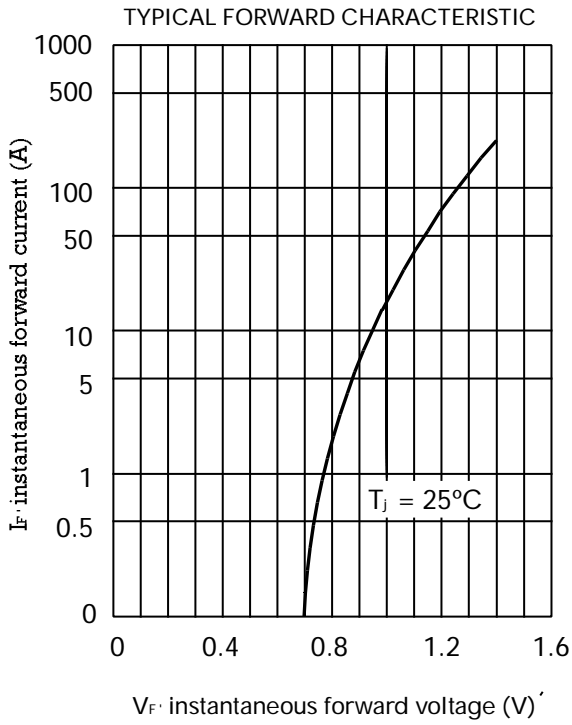
### Maximum Ratings, according to IEC publication No. 134

		①	FB3500	FB3501	FB3502	FB3504	FB3506	FB3508	FB3510
		②	FB3500L	FB3501L	FB3502L	FB3504L	FB3506L	FB3508L	FB3510L
$V_{RRM}$	Peak Recurrent Reverse Voltage (V)		50	100	200	400	600	800	1000
$V_{RMS}$	Maximum RMS Voltage (V)		35	70	140	280	420	560	700
$V_R$	Recommended Input Voltage (V)		20	40	80	125	250	380	500
$I_{F(AV)}$	Max. forward current R-load: At T case = 55 °C At T case = 90 °C With Al Square Chassis (200 cm <sup>2</sup> x 3 mm.) Tamb = 45 °C		35 A 20 A 12 A						
$I_{FRM}$	Recurrent peak forward current		75 A						
$I_{FSM}$	10 ms. peak forward current		400 A						
$I^2t$	$I^2t$ value for fusing (t = 10 ms)		800 A <sup>2</sup> sec						
$T_j$	Operating temperature range		- 55 to + 150 °C						
$T_{stg}$	Storage temperature range		- 55 to + 150 °C						

### Electrical Characteristics at Tamb = 25 °C

$V_F$	Max. forward voltage drop per element at $I_f = 17.5$ A	1.1 V
$I_R$	Max. reverse current per element at $V_{RRM}$ d.c.	5 $\mu$ A
$R_{thj-c}$	Typical thermal resistance junction to case	1.3 °C/W
	Isolation voltage from case to leads	2500 Vac

Characteristic Curves



Interrelation between power dissipation and the max. allowable ambient temperature.