

# 100 BASE-T4 TRANSFORMERS

## Four Transformers per Unit

Electrical Specifications at 25° C

Part Number	Turns Ratio ±3%	OCL Min. (μH)	L <sub>L</sub> max. (μH)	DCR <sub>p</sub> max. (Ω)	C <sub>w/w</sub> max. (pF)	Isolation (V <sub>RMS</sub> )
T-15200	1:2CT	350	1.0	0.5	14	1500
T-15201	2CT:1CT	350	1.0	1.0	10	1500

The above parts are available in surface mount versions.  
Add suffix "G". See data sheet for dimensions.

Designed to provide isolation and impedance matching for 4 twisted pairs in a 100 Mbps Transmission over UTP-3 Cable.

Designed for popular 100Base-T4 transceiver chips

IEEE 802.3 Compatible

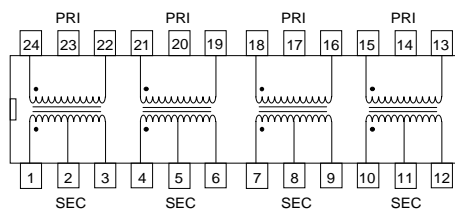
Fast Rise Times

Common Mode Choke available for improved EMI performance

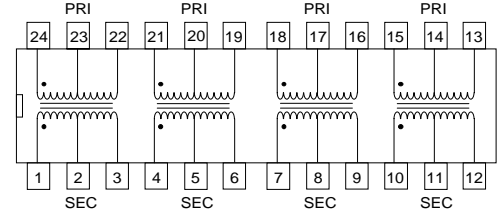
**T-15200** : Designed for use with SEEQ 80C240P

**T-15201** : Designed for use with Cypress CY7C971

T-15200 Schematic Diagram

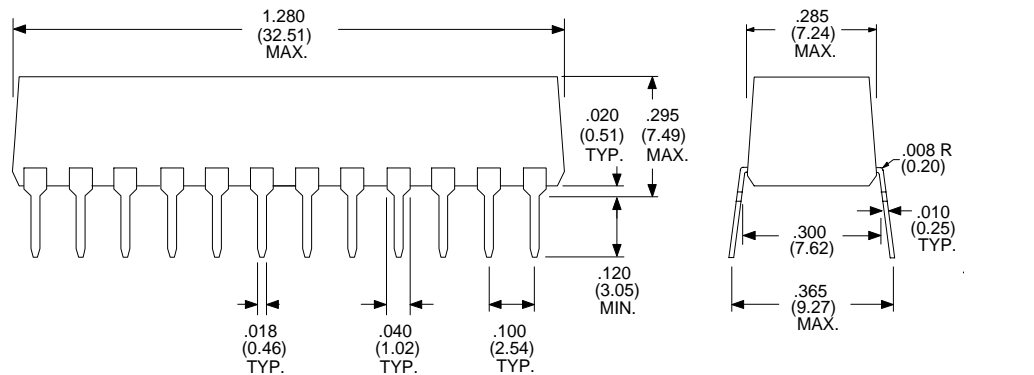


T-15200 Schematic Diagram



Physical Dimensions inches (mm)

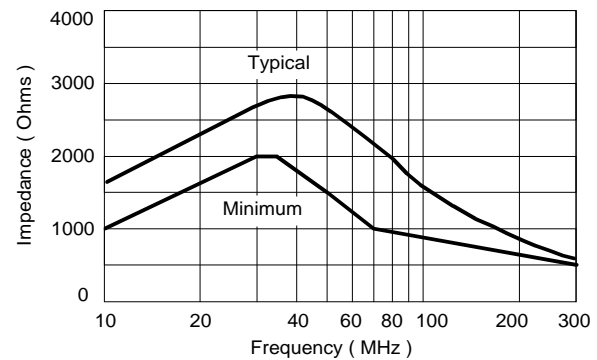
SMD versions available on Tape & Reel



# 100 BASE-T4 COMMON MODE CHOKE

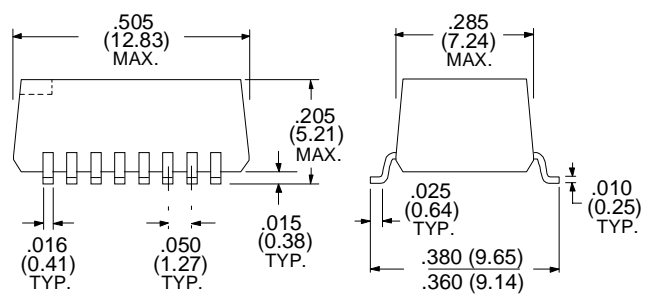
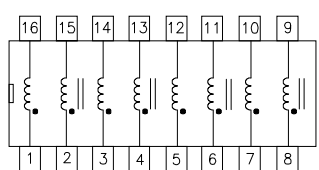
Electrical Specifications at 25° C

Part Number	Turns Ratio ±3%	OCL Min. (μH)	L <sub>L</sub> max. (μH)	DCR <sub>p</sub> max. (Ω)	C <sub>w/w</sub> max. (pF)	Isolation (V <sub>RMS</sub> )
F-1515	1:1	36	0.2	0.35	15	500



Impedance Ω (Min.)
2000 @ 30 Mhz
1500 @ 50 Mhz
1000 @ 70 Mhz

F-1515 Schematic Diagram



Specifications subject to change without notice.

For other values & Custom Designs, contact factory.

100BASET - 4/99