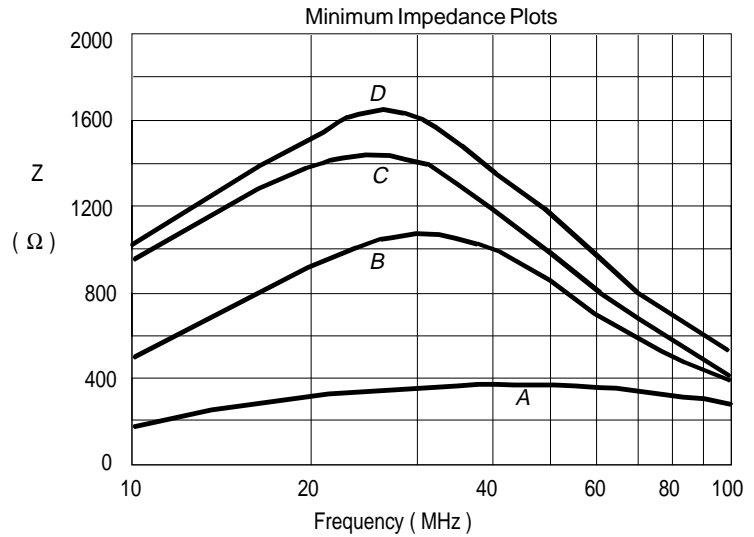


Signal Line Filters

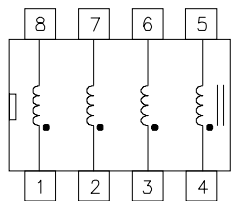
- Data Line Protection Applications
- Frequency Range up to 100 MHz
- Filter Common & Differential Mode Noise
- EMI / RFI Suppression
- High Current and Voltage Isolation
- Hi-Pot 500 V_{RMS} Minimum



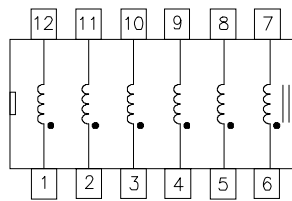
Electrical Specifications at 25°C

Part Number	Data Lines	Turns Ratio	OCL min. (μH)	L _L max. (μH)	DCR max. (mΩ)	C _{ww} max. (pF)	Package	Z _o Plot
F-1300	4	1:1:1:1	4.0	0.20	165	6.0	8 Pin	A
F-1301	4	1:1:1:1	24.0	0.20	200	15.0	8 Pin	D
F-1302	6	1:1:1:1:1:1	4.0	0.20	180	6.0	12 Pin	A
F-1303	6	1:1:1:1:1:1	25.0	0.20	350	15.0	12 Pin	C
F-1304	8	Dual 1:1:1:1	4.0	0.20	160	6.0	16 Pin	A
F-1305	8	Dual 1:1:1:1	24.0	0.20	210	15.0	16 Pin	D
F-1306	4	1:1:1:1	8.0	0.20	250	10.0	8 Pin	B

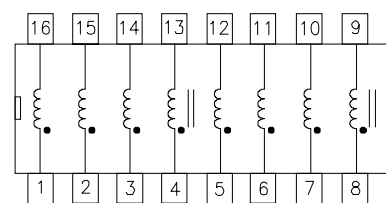
4 Line 8-Pin Schematic



6 Line 12-Pin Schematic



8 Line 16-Pin Schematic



480" Wide Body DIPs Lead Centers 0.300"

Table P-5

Package Number	Pins	"L" Length Max.
D8-480	8	0.585 (14.85)
D12-480	12	0.675 (17.14)
D16-480	16	1.000 (25.40)

