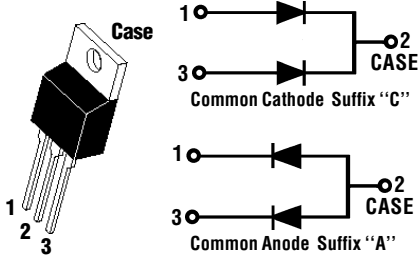
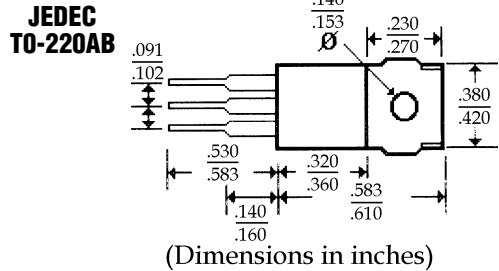


**FBR2530 ... 2560 Series**

## Description



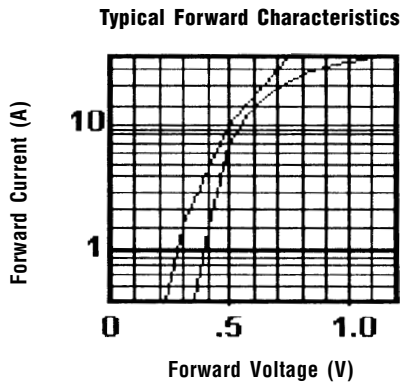
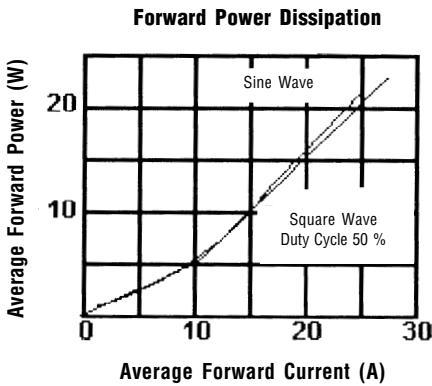
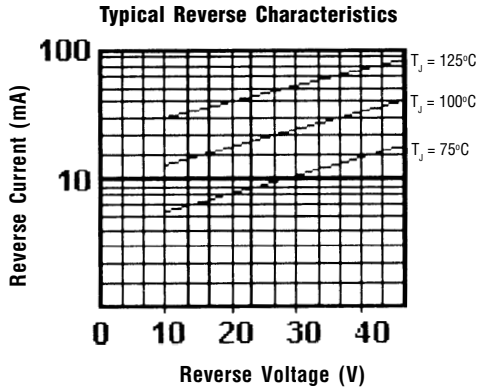
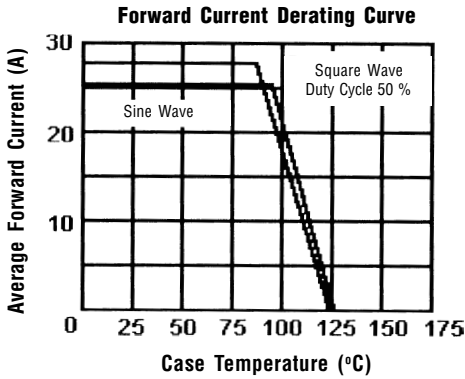
## Mechanical Dimensions



## Features

- HIGH CURRENT CAPABILITY WITH LOW  $V_F$
- HIGH SURGE VOLTAGE AND TRANSIENT PROTECTION
- HIGH EFFICIENCY w/LOW POWER LOSS
- MEETS UL SPECIFICATION 94V-0

<i>FBR2530 . . . 2560 Series</i>						Units
Maximum Ratings	FBR2530	FBR2535	FBR2540	FBR2545	FBR2560	
Peak Repetitive Reverse Voltage... $V_{RRM}$	30	35	40	45	60	Volts
Working Peak Reverse Voltage... $V_{RWM}$	30	35	40	45	60	Volts
DC Blocking Voltage... $V_{DC}$	30	35	40	45	60	Volts
Average Forward Rectified Current... $I_o$ $T_c = 110^\circ\text{C}$	..... 25 .....					Amps
Non-Repetitive Peak Forward Surge Current... $I_{FSM}$ @ Rated Load Conditions, Sinosoidal Wave, 60Hz, 1 Cycle, $T_j = 125^\circ\text{C}$	..... 250 .....					Amps
Operating Temperature Range... $T_j$	..... -40 to 125 .....					°C
Storage Temperature Range... $T_{STRG}$	..... + 125 .....					°C
<b>Electrical Characteristics</b>						
Maximum Forward Voltage @ 12.5 A... $V_F$	< ..... .55 ..... > < ..... .65 ..... >					Volts
Maximum DC Reverse Current (@ $V_R = V_{RM}$ )... $I_R$ @ Rated DC Blocking Voltage	..... 3.0 .....					mAmps
Thermal Resistance, Junction to Case... $R_{\theta JC}$	..... 1.5 .....					°C / W



Ratings at 25 Deg. C ambient temperature unless otherwise specified.

Single Phase Half Wave, 60 Hz Resistive or Inductive Load.

For Capacitive Load, Derate Current by 20%.