

INTRODUCTION:

Adam Tech FCE Series IDC Card Edge Connectors are designed to quickly and easily mass terminate .050" flat cable and mate directly with the plated fingers of a PCB as a card edge connector. Our superior designed crimp cap features guides to reduce occurrence of mis-mating and our specially engineered contacts provide strong wiping action and high retention to the PCB.

FEATURES:

Available with or without mounting ears
Special "easy fit" cap reduces mis-mating
High Retention to PCB
Selectively Gold plated Bifurcated contacts

MATING OPTIONS:

Printed circuit boards with a thickness of .058" to .070"

SPECIFICATIONS:

Material:

Insulator: PBT, glass reinforced, rated UL94V-0
Insulator Color: Black, (Gray optional)
Contacts: Phosphor Bronze

Contact Plating:

Gold flash (30 μ m optional) over nickel underplate on contact area, tin over copper underplate on IDC area

Electrical:

Operating voltage: 250V AC max.
Current rating: 1 Amp max.
Contact resistance: 30 m Ω max. initial
Insulation resistance: 1000 M Ω min.
Dielectric withstanding voltage: 500V AC for 1 minute

Mechanical:

PCB Insertion force: 0.406 lbs per contact max.
With .062 thick board
Withdrawal force: 0.312 lbs per contact min.
With .062 thick board
Recommended wire size: 28 Awg stranded
Cable retention: 28 lbs. min axial force per inch.
Mating durability: 500 cycles min.

Temperature Rating:



Operating temperature: -40°C to +105°C

PACKAGING:

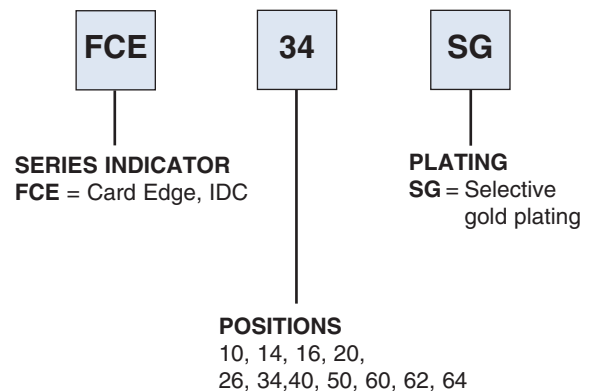
Anti-ESD plastic trays

SAFETY AGENCY APPROVALS:

UL Recognized File No. E224053
CSA Certified File No. LR1578596



ORDERING INFORMATION



STRAIN RELIEF:

FCR - XX (XX= No. of Positions)

KEYING PLUGS:

FCE-K (Key plugs can also be molded into connector, consult factory)

OPTIONS:

Add designator(s) to end of part number

30 = 30 μ m gold plating in contact area

GY = Gray color insulator

E = Mounting ears with slotted mounting holes