

# Logic Buffered Single - Dual - Triple Independent Delay Modules

**Part Number Description** **XXXXX - XXX X**

74ACT -- ACMDL  
ACM2D & ACM3D

74F -- FAMDL  
FAM2D & FAM3D

74LVC -- LVMDL  
LVM2D & LVM3D

Delay Per Line (ns)

Lead Style:  
Blank = Auto-Insertable DIP  
G = "Gull Wing" Surface Mount  
J = "J" Bend Surface Mount

**GENERAL:** For Operating Specifications and Test Conditions refer to corresponding 5-Tap Series FAMDM, ACMDM and LVMDM except Minimum Pulse width and Supply current ratings as below. Delays specified for the Leading Edge.

**Operating Temperature Range**  
 FAST/TTL ..... 0°C to +70°C  
 74ACT ..... -40°C to +85°C  
 74LVC ..... -40°C to +85°C

**Temp. Coefficient of Delay:**  
 Single ..... 500ppm/°C typical  
 Dual/Triple ..... 800ppm/°C typical

**Minimum Input Pulse Width:**  
 Single ..... 40% of total delay  
 Dual/Triple ..... 100% of total delay

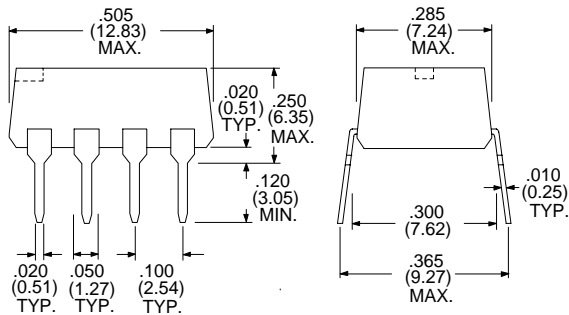
**Supply Current, I<sub>cc</sub> :**  
 FAST/TTL FAMDL ..... 25 mA typ., 48 mA max.  
 FAM2D ..... 32 mA typ., 65 mA max.  
 FAM3D ..... 45 mA typ., 95 mA max.

74ACT ACMDL ..... 14 mA typ., 28 mA max.  
 ACM2D ..... 23 mA typ., 52 mA max.  
 ACM3D ..... 34 mA typ., 75 mA max.

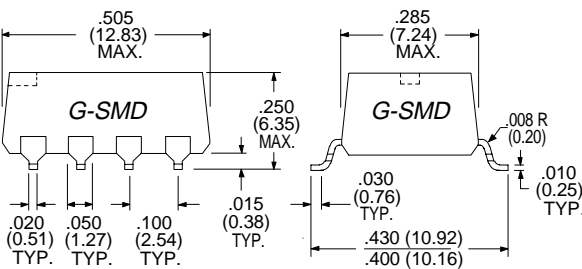
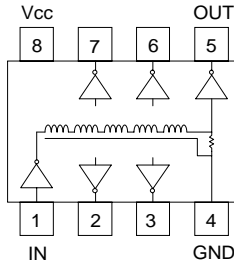
74LVC LVMDL ..... 10 mA typ., 30 mA max.  
 LVM2D ..... 15 mA typ., 44 mA max.  
 LVM3D ..... 21 mA typ., 64 mA max.

**Examples:**  
 FAMDL-4 = 4ns Single 74F, DIP  
 ACM2D-25G = 25ns Dual ACT, G-SMD  
 LVM3D-30G = 30ns Triple LVC, G-SMD

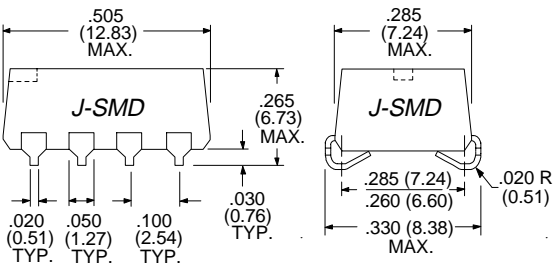
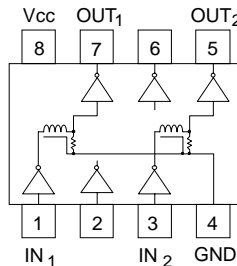
Dimensions in Inches (mm)



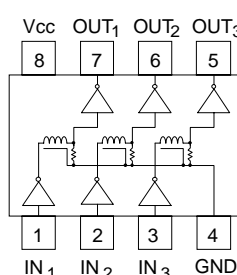
Single 8-Pin "DL" Schematic



Dual 8-Pin "2D" Schematic



Triple 8-Pin "3D" Schematic



## • FAST / TTL •

Electrical Specifications at 25°C

Delay (ns)	FAST Buffered		
	Single 8-Pin P/N	Dual 8-Pin P/N	Triple 8-Pin P/N
4 ± 1.00	FAMDL-4	FAM2D-4	FAM3D-4
5 ± 1.00	FAMDL-5	FAM2D-5	FAM3D-5
6 ± 1.00	FAMDL-6	FAM2D-6	FAM3D-6
7 ± 1.00	FAMDL-7	FAM2D-7	FAM3D-7
8 ± 1.00	FAMDL-8	FAM2D-8	FAM3D-8
9 ± 1.00	FAMDL-9	FAM2D-9	FAM3D-9
10 ± 1.50	FAMDL-10	FAM2D-10	FAM3D-10
12 ± 1.50	FAMDL-12	FAM2D-12	FAM3D-12
15 ± 1.50	FAMDL-15	FAM2D-15	FAM3D-15
16 ± 1.50	FAMDL-16	FAM2D-16	FAM3D-16
20 ± 2.00	FAMDL-20	FAM2D-20	FAM3D-20
25 ± 2.00	FAMDL-25	FAM2D-25	FAM3D-25
30 ± 2.00	FAMDL-30	FAM2D-30	FAM3D-30
50 ± 2.50	FAMDL-50	---	---
75 ± 3.75	FAMDL-75	---	---
100 ± 5.0	FAMDL-100	---	---

## • Advanced CMOS •

Electrical Specifications at 25°C

Delay (ns)	74ACT Adv. CMOS		
	Single 8-Pin P/N	Dual 8-Pin P/N	Triple 8-Pin P/N
6 ± 1.00	ACMDL-6	ACM2D-6	ACM3D-6
7 ± 1.00	ACMDL-7	ACM2D-7	ACM3D-7
8 ± 1.00	ACMDL-8	ACM2D-8	ACM3D-8
9 ± 1.00	ACMDL-9	ACM2D-9	ACM3D-9
10 ± 1.50	ACMDL-10	ACM2D-10	ACM3D-10
12 ± 1.50	ACMDL-12	ACM2D-12	ACM3D-12
15 ± 1.50	ACMDL-15	ACM2D-15	ACM3D-15
16 ± 1.50	ACMDL-16	ACM2D-16	ACM3D-16
20 ± 2.00	ACMDL-20	ACM2D-20	ACM3D-20
25 ± 2.00	ACMDL-25	ACM2D-25	ACM3D-25
30 ± 2.00	ACMDL-30	ACM2D-30	ACM3D-30
50 ± 2.50	ACMDL-50	---	---
75 ± 3.75	ACMDL-75	---	---
100 ± 5.0	ACMDL-100	---	---

## • Low Voltage CMOS •

Electrical Specifications at 25°C

Delay (ns)	Low Voltage CMOS Buffered		
	Single 8-Pin P/N	Dual 8-Pin P/N	Triple 8-Pin P/N
4 ± 1.00	LVMDL-4	LVM2D-4	LVM3D-4
5 ± 1.00	LVMDL-5	LVM2D-5	LVM3D-5
6 ± 1.00	LVMDL-6	LVM2D-6	LVM3D-6
7 ± 1.00	LVMDL-7	LVM2D-7	LVM3D-7
8 ± 1.00	LVMDL-8	LVM2D-8	LVM3D-8
9 ± 1.00	LVMDL-9	LVM2D-9	LVM3D-9
10 ± 1.50	LVMDL-10	LVM2D-10	LVM3D-10
12 ± 1.50	LVMDL-12	LVM2D-12	LVM3D-12
15 ± 1.50	LVMDL-15	LVM2D-15	LVM3D-15
16 ± 1.50	LVMDL-16	LVM2D-16	LVM3D-16
20 ± 2.00	LVMDL-20	LVM2D-20	LVM3D-20
25 ± 2.00	LVMDL-25	LVM2D-25	LVM3D-25
30 ± 2.00	LVMDL-30	LVM2D-30	LVM3D-30
50 ± 2.50	LVMDL-50	---	---
75 ± 3.75	LVMDL-75	---	---
100 ± 5.0	LVMDL-100	---	---

Specifications subject to change without notice.

For other values & Custom Designs, contact factory.

www.rhombus-ind.com • sales@rhombus-ind.com • TEL: (714) 898-0960 • FAX: (714) 896-0971