


# FIBER COUPLED LASER MODULE (658 NM)

## FCLM658 Series

The FCLM™ Laser Module is a temperature stabilized semiconductor laser coupled with single mode fiber. It features very low M<sup>2</sup> value Gaussian beam output with excellent beam pointing stability at a wide temperature dynamic range. The unique designed electrical driver enable this optical engine has the lowest power consumptions compare to the similar product in the industry. The FCLM™ Laser Module is a Class III b laser product

### Performance Specification

		Condition	Min	Typ	Max	Unit
<b>Optical Performance</b>						
Wavelength		T= 25°C		658		nm
Output Power	25	T= 25°C	25			mW
	50	T= 25°C	50			mW
Noise(RMS)		10~20 MHz		0.1	0.3	%
Power Stability		1hrs, T= 25°C		0.25	0.5	%
Power Stability		24hrs, T= 25°C		0.75	1	%
Polarization Extinction Ratio			15			dB
<b>Collimated Beam Parameters</b>						
M2					1.2	
Beam Diameter		1/e2	0.7, 0.9, 1.5, 2.0, 4.0, 6.0			mm
Beam Divergence		full angle			1	mrad
Pointing Stability		2hrs, T= 25°C			5	urad
Pointing Stability					1	urad/°C
<b>Fiber Information</b>						
Length			1, 2, 3			m
Fiber Type			SM / PM			
Mode Field Diameter			3			um
NA			0.12			
Fiber Jacket Diameter			3			mm
<b>Electrical Parameters</b>						
Power Supply			9			V
Power Consumption			3	10		W
Current(TEC)			2			A
Current(LD)			200			mA
Temperature Stability			0.2			°C
Control			ACC			
Power Setting			0% ~ 100% output power			
<b>Environmental Conditions</b>						
Storage Temperature			0 to + 50			°C
Operation Temperature			+ 10 to + 40			°C
Operation Humidity			No Condensing			
Package Dimensions *			112 x 56 x 26.5			mm



### Features

- ◆ Plug & Play
- ◆ ESD Protection
- ◆ Power Adjustable
- ◆ LD Current Full Protection
- ◆ LD Temperature Stabilized
- ◆ Compact Size

### Applications

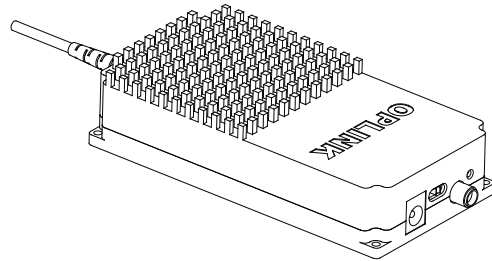
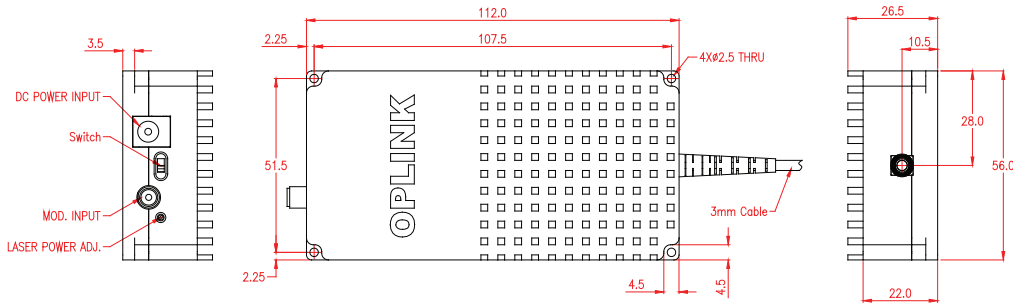
- ◆ Polarization Maintaining Fiber
- ◆ High Speed Modulation
- ◆ Remote Control
- ◆ Collimated & Focused Beam
- ◆ Metal Jacket Protection

Note:

\* The mechanical tolerance should be +/-0.2 mm on all package dimensions unless otherwise custom specified.

**FCLM658 SERIES**

**Mechanical Drawing / Package Dimensions (dimension in mm)**



- NOTES: (UNLESS OTHERWISE SPECIFIED)
1. ALL DIMENSIONS ARE IN MILLIMETER.
  2. MAT'L AND FINISH: AL6061,ANODIZED.
  3. TOL: .X = ±0.2, .XX = ±0.1

**Ordering Information**

Oplink can provide a remarkable range of customized optical solutions. For detail, please contact Oplink's OEM design team or account manager for your requirements and ordering information (510) 933-7200.

**FCLM** [6] [5] [8] [ ] [ ] [ ] [ ] [ ] [ ] [ ] [ ]

- Wavelength**  
658 nm = 658
- Control Type**  
Local = L  
Remote = R
- Power Output**  
25mW = 25  
50mW = 50
- Operation Type**  
DC = D  
Modulation = M
- Connector Type**  
None = 1  
FC/PC = 2  
FC/APC = 3
- Fiber Type**  
Single Mode = S  
Polarization Maintain = P
- Beam Size**  
0.7mm = 1  
0.9mm = 2  
1.5mm = 3  
2.0mm = 4  
4.0mm = 5  
6.0mm = 6  
None = 0
- Fiber Length**  
1 Meter 3mm Cable = 1  
3 Meter 3mm Cable = 2  
1 Meter Metal Jacket = 3  
3 Meter Metal Jacket = 4  
2 Meter 3mm Cable = 5  
2 Meter Metal Jacket = 6



This component does not comply with the Federal Regulations (21 CFR Subchapter1 ) as administered by the Center for Devices and Radiological health. Purchaser acknowledges that his/her products must comply with these regulations before they can be sold to a customer. The output light from this product is harmful to a human body even if it is invisible. Avoid looking at the output of this product directly, or through a lens during operation. Observance of operation should be through a TV camera or related equipment. Refer to IEC 825-1 and 21 CFR 1040.10-1040.11 as a radiation safety standard for laser products.

Oplink follows a policy of continuous product improvement. Specifications are subject to change without prior notice. The module's warranty is 1 year.

R03.20090331