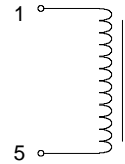


Very Low Profile Tax Filters

- Attenuates 12 or 16 kHz signals to telco equipment by more than 25 dB.
- Uses standard-value capacitor for either 12 or 16 kHz resonance
- Designed to provide 25 dB minimum attenuation at 12 or 16 kHz.

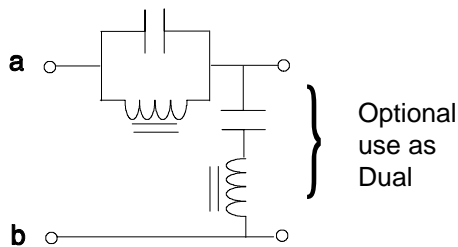
Schematic Diagram



Electrical Specifications at 25°C

Part Number	Inductance ⁽¹⁾ ±5% (mH)	D.C. Resistance Max. (Ω)	D.C. Current Max. (mA)	Hi-Pot Min. (VAC)	Attenuates 12 or 16 kHz
F-3551	2.58	14.0	70	1250	12 kHz, <i>Parallel L</i> with C=68 nF
F-3552	1.44	10.0	90	1250	16 kHz, <i>Parallel L</i> with C=68 nF
F-3553	7.96	28.0	70	1250	12 kHz, <i>Series L</i> with C=22 nF
F-3554	4.52	20.0	90	1250	16 kHz, <i>Series L</i> with C=22 nF

1. Tested at 10KHz and 100 mV_{RMS}

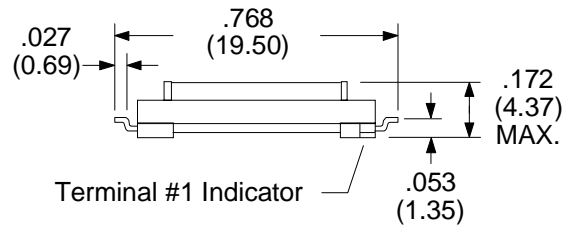
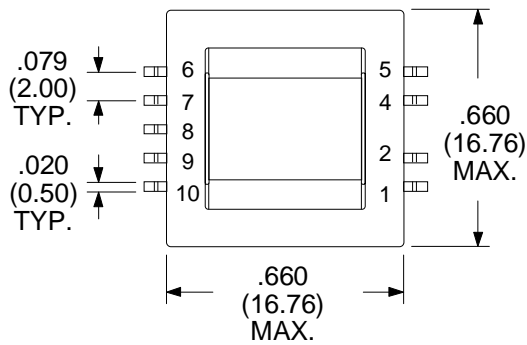


Optional use as Dual

Use of F-3551 inductor in a parallel LC configuration followed by a F-3553 in a series configuration to provide more than 40 dB attenuation of tax pulse signals

Use of F-3552 inductor in a parallel LC configuration followed by a F-3554 in a series configuration to provide more than 40 dB attenuation of tax pulse signals

Physical Dimensions
inches (mm)



Terminal #1 Indicator

Tax Pulse Filter Inductor

Single Inductance

Vary capacitor value for 12 KHz or 16 KHz

Rhombus Part Number: **F-3503**


Materials used in the construction of this component meet or exceed UL Class B and can be operated up to 130°C

Electrical Specifications at 25°C

Parameter	Min.	Typ.	Max.	Units
Inductance (Pins 1-3)	6.19	6.52	6.84	mH
D.C. Resistance	10.5	12.05	13.6	Ω
Current			70	mADC
"12 KHz" Capacitor	25.0	27.0	28.0	nF
"16 KHz" Capacitor	14.0	15.0	15.7	nF
Single LC attenuation		25		dB
Dual LC attenuation		40		dB

1. Tested at 10KHz and 100 mV_{RMS}

Schematic



Physical Dimensions in inches (mm)

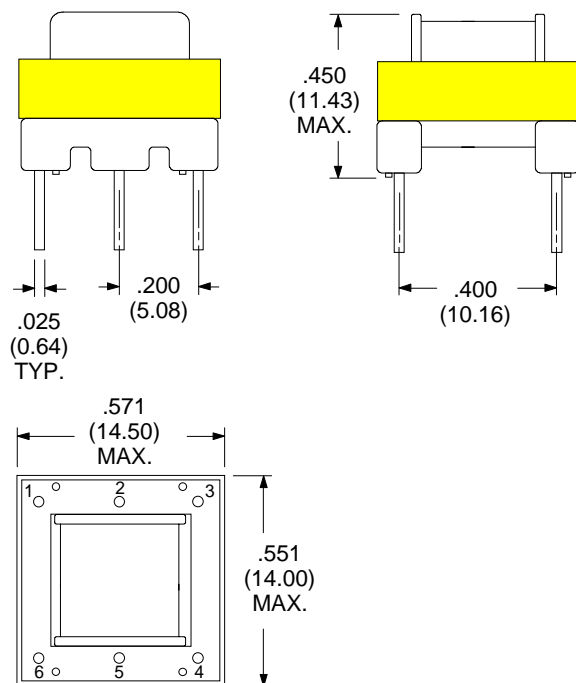


Table #1

"Tax Pulse" Frequencies for various countries:

Country	Frequency
Austria	12 kHz
Belgium	16 kHz
Switzerland	12 kHz
Germany	16 kHz
Denmark	12 kHz
Spain	12 kHz
France	12 kHz
Great Britain	50 Hz*
Greece	16 kHz
Italy	12 kHz
Ireland	12 kHz
Israel	16 kHz
Norway	16 kHz
Netherlands	50 Hz*
Portugal	12 kHz
Sweden	12 kHz
Finland	16 kHz
Turkey	12 kHz
Yugoslavia	16 kHz
Australia	12 kHz
Czechoslovakia	16 kHz

*Common-mode (longitudinal) signal