

35 Amp. Glass Passivated Bridge Rectifier

| | |
|--------------------------|---|
| <p>Dimensions in mm.</p> | <p>Voltage 50 to 1000 V</p> <p>Current 35 A</p> |
| | <ul style="list-style-type: none"> • Glass Passivated Junction • UL recognized under component index file number E130180 • Terminals: FASTON ① • Terminals: WIRE LEADS ② • Max. Mounting Torque: 25 Kg x cm <p>Lead and polarity identifications High surge current capability</p> |

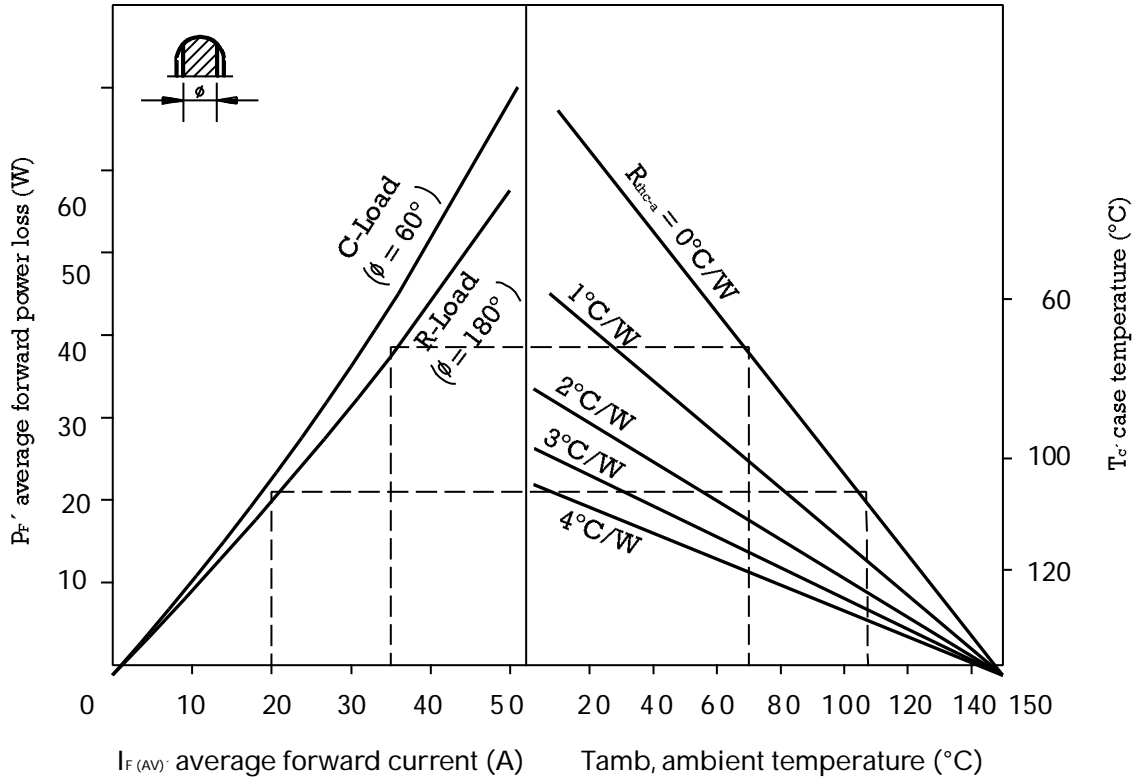
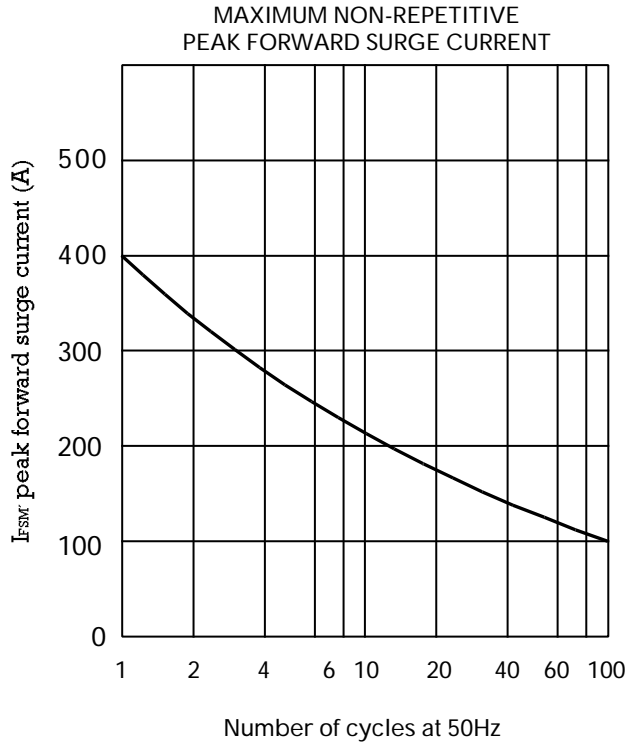
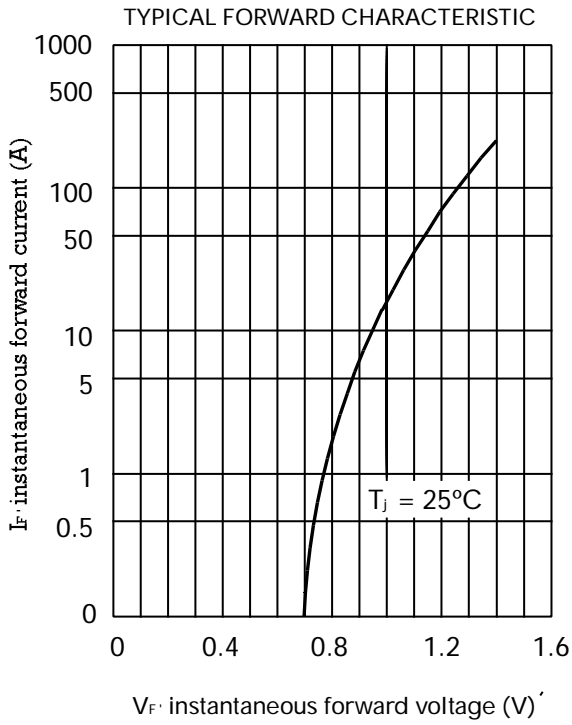
Maximum Ratings, according to IEC publication No. 134

| | | ① | FB3500 | FB3501 | FB3502 | FB3504 | FB3506 | FB3508 | FB3510 |
|-------------|---|---|------------------------|---------|---------|---------|---------|---------|---------|
| | | ② | FB3500L | FB3501L | FB3502L | FB3504L | FB3506L | FB3508L | FB3510L |
| V_{RRM} | Peak Recurrent Reverse Voltage (V) | | 50 | 100 | 200 | 400 | 600 | 800 | 1000 |
| V_{RMS} | Maximum RMS Voltage (V) | | 35 | 70 | 140 | 280 | 420 | 560 | 700 |
| V_R | Recommended Input Voltage (V) | | 20 | 40 | 80 | 125 | 250 | 380 | 500 |
| $I_{F(AV)}$ | Max. forward current R-load: At T case = 55 °C At T case = 90 °C With Al Square Chassis (200 cm ² x 3 mm.) Tamb = 45 °C | | 35 A 20 A 12 A | | | | | | |
| I_{FRM} | Recurrent peak forward current | | 75 A | | | | | | |
| I_{FSM} | 10 ms. peak forward current | | 400 A | | | | | | |
| I^2t | I^2t value for fusing (t = 10 ms) | | 800 A ² sec | | | | | | |
| T_j | Operating temperature range | | - 55 to + 150 °C | | | | | | |
| T_{stg} | Storage temperature range | | - 55 to + 150 °C | | | | | | |

Electrical Characteristics at Tamb = 25 °C

| | | |
|-------------|---|-----------|
| V_F | Max. forward voltage drop per element at $I_f = 17.5$ A | 1.1 V |
| I_R | Max. reverse current per element at V_{RRM} d.c. | 5 μ A |
| R_{thj-c} | Typical thermal resistance junction to case | 1.3 °C/W |
| | Isolation voltage from case to leads | 2500 Vac |

Characteristic Curves



Interrelation between power dissipation and the max. allowable ambient temperature.