

INTRODUCTION:

Adam Tech ICM Series Machine Pin Sockets and Terminal Strips offer a full range of exceptional quality, high reliability DIP and SIP package Sockets and Terminal Strips. Our sockets feature solid, precision turned sleeves with a closed bottom design to eliminate flux intrusion and solder wicking during soldering. Adam Tech's stamped spring copper insert provides an excellent connection and allows repeated insertion and withdrawals. Plating options include choice of gold, tin or selective gold plating. Our insulators are molded of UL94V-0 thermoplastic and both Sockets and Terminal Strips are XY stackable.

FEATURES:

- High Pressure Contacts
- Precision Stamped Internal Spring Contact
- Anti-Solder Wicking design
- Machine Insertable
- Single or Dual Row
- Low Profile

MATING COMPONENTS:

Any industry standard components with SIP or DIP leads

SPECIFICATIONS:

Material:

Standard insulator: PBT, Glass reinforced, rated UL94V-0
 Optional Hi-Temp insulator: Nylon 6T, rated UL94V-0
 Insulator Color: Black
 Contacts: Phosphor Bronze

Contact Plating:

Gold over Nickel underplate and Tin over copper underplate

Electrical:

Operating voltage: 250V AC max.
 Current rating: 1 Amp max.
 Contact resistance: 30 mΩ max. initial
 Insulation resistance: 1000 MΩ min.
 Dielectric withstanding voltage: 500V AC for 1 minute

Mechanical:

Insertion force: 400 grams initial max with .025 dia. leads
 Withdrawal force: 90 grams initial min with .025 dia. leads

Temperature Rating:

Operating temperature: -55°C to +105°C
 Soldering process temperature:
 Standard insulator: 235°C
 Hi-Temp insulator: 260°C

PACKAGING:

Anti-ESD plastic tubes


APPROVALS AND CERTIFICATIONS:

UL Recognized File No. E224053
 CSA Certified File No. LR1578596

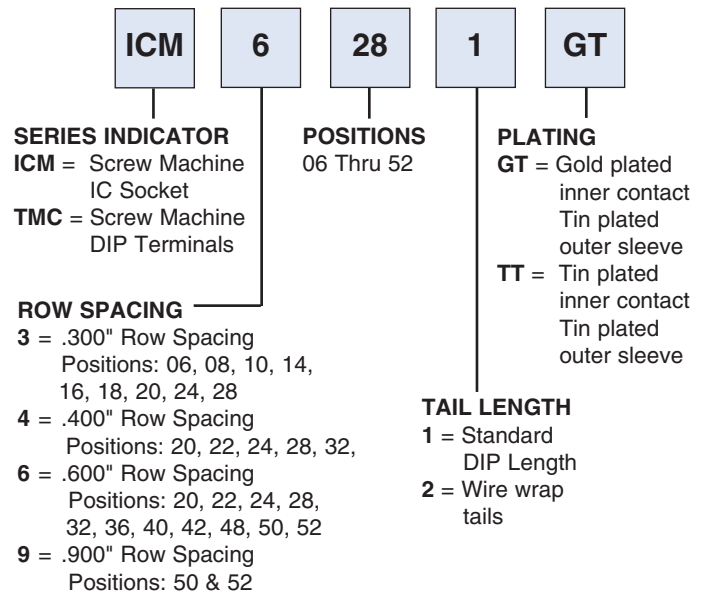


OPTIONS: (MCT series on pg. 183)

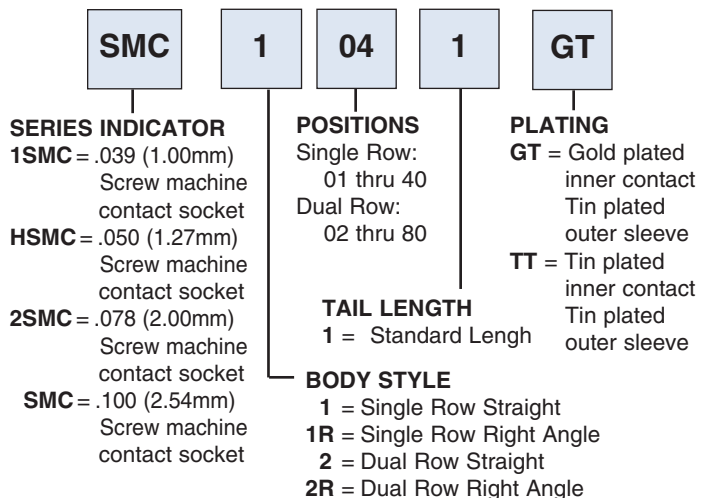
- Add designator(s) to end of part number
- SMT** = Surface mount leads Dual Row
- SMT-A** = Surface mount leads Type A
- SMT-B** = Surface mount leads Type B
- HT** = Hi-Temp insulator for Hi-Temp soldering processes up to 260°C



**ORDERING INFORMATION
 OPEN FRAME SCREW MACHINE
 SOCKETS & TERMINALS**



SEE PHOTOS & DRAWINGS PGS.184-185
**ORDERING INFORMATION
 SCREW MACHINE SOCKETS**



ICM SERIES DUAL ROW SOCKET

ICM-624-1-GT

TMC SERIES DUAL ROW TERMINALS

TMC-624-1-GT

Photos & Drawings Pg.184-185 Options Pg.182

ORDERING INFORMATION SCREW MACHINE TERMINAL STRIPS

MCT **1** **04** **1** **GT**

SERIES INDICATOR

- 1MCT**= .039 (1.00mm) Screw machine contact terminal strip
- HMCT**= .050 (1.27mm) Screw machine contact terminal strip
- 2MCT**= .078 (2.00mm) Screw machine contact terminal strip
- MCT**= .100 (2.54mm) Screw machine contact terminal strip

POSITIONS

- Single Row: 01 thru 40
- Dual Row: 02 thru 80

PLATING

- G** = Gold Flash overall
- T** = 100u" Tin overall

TAIL LENGTH

- 1** = Standard Length
- 2** = Special Length, customer specified as tail length/ total length

BODY STYLE

- 1** = Single Row Straight
- 1R** = Single Row Right Angle
- 2** = Dual Row Straight
- 2R** = Dual Row Right Angle

POSITION	A	B	C	D
				ROW SPACING
6	.300 [7.62]	.200 [5.08]		
8	.400 [10.16]	.300 [7.62]		
10	.500 [12.70]	.400 [10.16]		
14	.700 [17.78]	.600 [15.24]		
16	.800 [20.32]	.700 [17.78]	.400 [10.16]	.300 [7.62]
18	.900 [22.86]	.800 [20.32]		
20	1.00 [25.40]	.900 [22.86]		
24	1.20 [30.48]	1.10 [27.94]		
28	1.40 [35.56]	1.30 [33.02]		
20	1.00 [25.40]	.900 [22.86]		
22	1.10 [27.94]	1.00 [25.40]	.500 [12.70]	.400 [10.16]
24	1.20 [30.48]	1.10 [27.94]		
28	1.40 [35.56]	1.30 [33.02]		
32	1.60 [40.64]	1.50 [38.10]		
24	1.20 [30.48]	1.10 [27.94]	.700 [17.78]	.600 [15.24]
28	1.40 [35.56]	1.30 [33.02]		
32	1.60 [40.64]	1.50 [38.10]		
36	1.80 [45.72]	1.70 [43.18]		
40	2.00 [50.80]	1.90 [48.26]		
42	2.10 [53.34]	1.90 [48.26]		
48	2.40 [60.96]	2.30 [58.42]		
50	2.50 [63.50]	2.40 [60.96]		
52	2.60 [66.04]	2.50 [63.50]		
50	2.50 [63.50]	2.40 [60.96]	1.00 [25.40]	.900 [22.86]
52	2.60 [66.04]	2.50 [63.50]		