

KBPC6005 THRU KBPC610

SINGLE PHASE SILICON BRIDGE RECTIFIER

Reverse Voltage: 50 to 1000 V

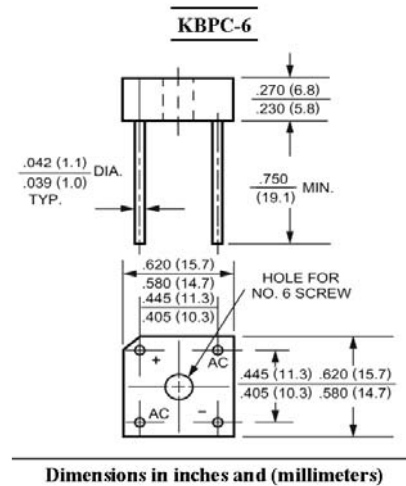
Forward Current: 6 A

Features

- Reliable low cost construction
- Ideal for printed circuit board
- Low forward voltage drop
- Low reverse leakage current
- High surge current capability

Mechanical Data

- Case: Molded plastic, KBPC-6
- Epoxy: UL 94V-0 rate flame retardant
- Terminals: Leads solderable per MIL-STD-202, method 208 guaranteed
- Mounting Position: Any



Maximum Ratings and Electrical Characteristics

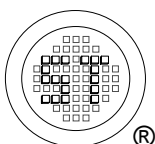
Ratings at 25 °C ambient temperature unless otherwise specified. Single phase, half wave, 60 Hz, resistive or inductive load. For capacitive load, derate current by 20%.

Parameter	Symbols	KBPC6005	KBPC601	KBPC602	KBPC604	KBPC606	KBPC608	KBPC610	Units
Maximum Recurrent Peak Reverse Voltage	V_{RRM}	50	100	200	400	600	800	1000	V
Maximum RMS Voltage	V_{RMS}	35	70	140	280	420	560	700	V
Maximum DC Blocking Voltage	V_{DC}	50	100	200	400	600	800	1000	V
Maximum Average Forward Current $T_C = 50\text{ }^\circ\text{C}$	$I_{F(AV)}$	6							A
Peak Forward Surge Current, 8.3 ms Single Half Sine Wave Superimposed on Rated Load (JEDEC method)	I_{FSM}	200							A
Maximum Forward Voltage Per Element at 3 A	V_F	1							V
Maximum Reverse Current at $T_a = 25\text{ }^\circ\text{C}$ Rated DC Blocking Voltage $T_a = 100\text{ }^\circ\text{C}$	I_R	10 500							μA
Typical Junction Capacitance ¹⁾	C_J	186							pF
Typical Thermal Resistance ²⁾	$R_{\theta JA}$	22							$^\circ\text{C/W}$
Typical Thermal Resistance ³⁾	$R_{\theta JC}$	7.3							$^\circ\text{C/W}$
Operating and Storage Temperature Range	T_J, T_S	- 55 to + 125							$^\circ\text{C}$

¹⁾ Measured at 1 MHz and applied reverse voltage of 4 V

²⁾ Unit mounted on 5.5 X 6 X 0.11" (14 X 15 X 0.3 cm) thick Al. Plate

³⁾ Unit mounted on P.C.B. at 0.375" (9.5 mm) lead length with 0.5 X 0.5" (12 X 12 mm) copper pads



SEMTECH ELECTRONICS LTD.

(Subsidiary of Sino-Tech International Holdings Limited, a company listed on the Hong Kong Stock Exchange, Stock Code: 724)



ISO/TS 16949 : 2002
Certificate No. 05103



ISO 14001:2004
Certificate No. 7116



ISO 9001:2000
Certificate No. 0506098

KBPC6005 THRU KBPC610

FIG.1- MAXIMUM NON-REPETITIVE FORWARD SURGE CURRENT PER BRIDGE ELEMENT

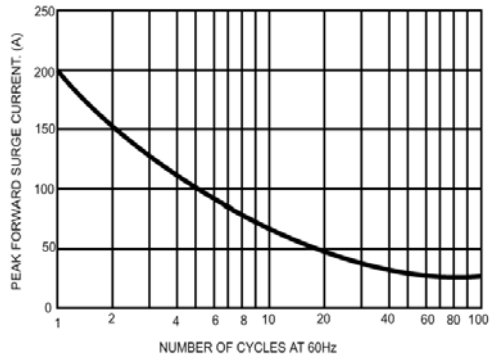


FIG.2- MAXIMUM FORWARD CURRENT DERATING CURVE

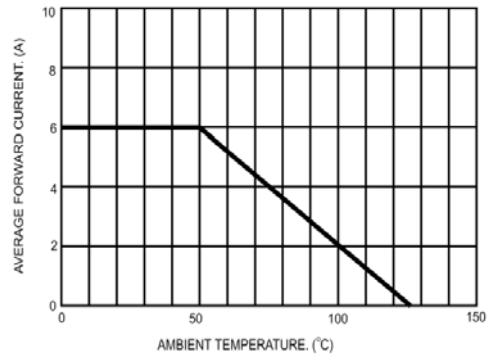


FIG.3- TYPICAL INSTANTANEOUS FORWARD CHARACTERISTICS PER BRIDGE ELEMENT

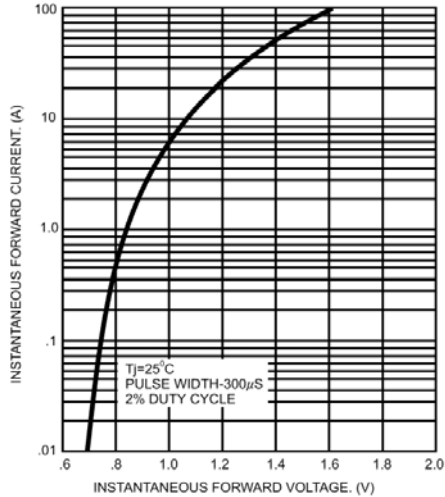
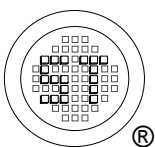
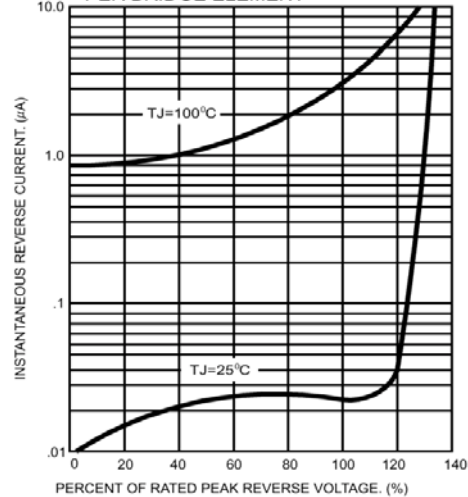


FIG.4- TYPICAL REVERSE CHARACTERISTICS PER BRIDGE ELEMENT



SEMTECH ELECTRONICS LTD.

(Subsidiary of Sino-Tech International Holdings Limited, a company listed on the Hong Kong Stock Exchange, Stock Code: 724)



ISO/TS 16949 : 2002
Certificate No. 05103



ISO 14001:2004
Certificate No. 7116



ISO 9001:2000
Certificate No. 0506098