



# CHENMKO ENTERPRISE CO.,LTD

## SINGLE-PHASE GLASS PASSIVATED SILICON BRIDGE RECTIFIER

VOLTAGE RANGE 50 - 1000 Volts CURRENT 4.0 Amperes

**KBL005PT**

**THRU**

**KBL10PT**

Lead free devices

### FEATURES


- \* Ideal for printed circuit board
- \* Surge overload rating - 200 Amperes peak
- \* Plastic material used carries Underwriters Laboratory Recognition
- \* Exceeds environmental standards of MIL-STD-19500

### MECHANICAL DATA

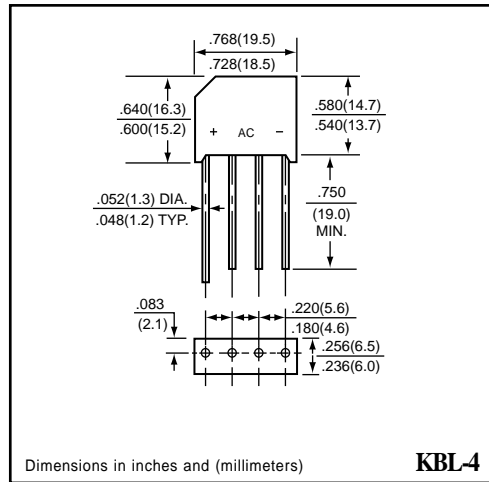
**Case:** JEDEC KBL-4 molded plastic  
**Terminals:** Plated leads solderable per MIL-STD-750, Method 2026  
**Mounting position:** Any  
**Polarity:** Polarity symbols marked on body  
**Weight:** 4.8 grams

### MAXIMUM RATINGS AND ELECTRICAL CHARACTERISTICS

Ratings at 25°C ambient temperature unless otherwise specified.  
 Single phase, half wave, 60 Hz, resistive or inductive load.  
 For capacitive load, derate current by 20%.



**KBL-4**



**KBL-4**

### MAXIMUM RATINGS ( At TA = 25°C unless otherwise noted )

RATINGS	SYMBOL	KBL005PT	KBL01PT	KBL02PT	KBL04PT	KBL06PT	KBL08PT	KBL10PT	UNITS
Maximum Recurrent Peak Reverse Voltage	VRRM	50	100	200	400	600	800	1000	Volts
Maximum RMS Voltage	VRMS	35	70	140	280	420	560	700	Volts
Maximum DC Blocking Voltage	VDC	50	100	200	400	600	800	1000	Volts
Maximum Average Forward Rectified Current at TA = 50°C	Io	4.0							Amps
Peak Forward Surge Current 8.3 ms single half sine-wave superimposed on rated load (JEDEC method)	IFSM	200							Amps
Operating Temperature Range	TJ	-55 to +125							°C
Storage Temperature Range	TSTG	-55 to +150							°C

### ELECTRICAL CHARACTERISTICS ( At TA = 25°C unless otherwise noted )

CHARACTERISTICS	SYMBOL	KBL005PT	KBL01PT	KBL02PT	KBL04PT	KBL06PT	KBL08PT	KBL10PT	UNITS
Maximum Instantaneous Forward Voltage at 4.0 A DC	VF	1.0							Volts
Maximum Reverse Current at rated	IR	10							uAmps
DC blocking Voltage per element		0.2							mAmps

## RATING CHARACTERISTIC CURVES ( KBL005PT THRU KBL10PT )

FIG. 1 - TYPICAL FORWARD CURRENT DERATING CURVE

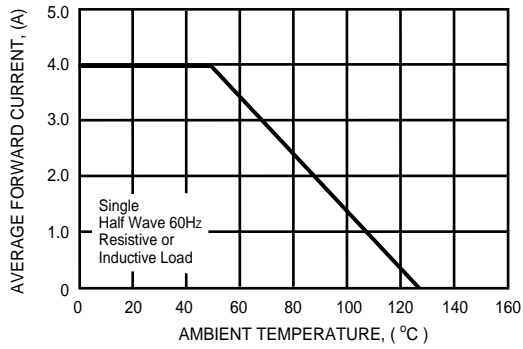


FIG. 2 - MAXIMUM NON-REPETITIVE FORWARD SURGE CURRENT

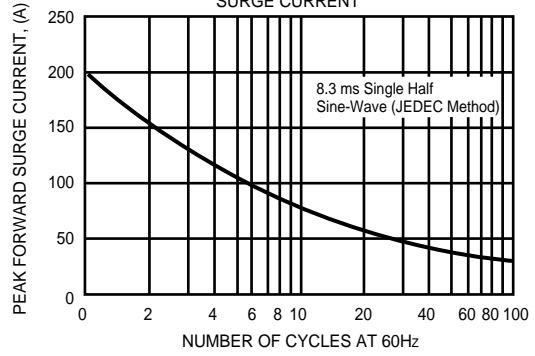


FIG. 3 - TYPICAL INSTANTANEOUS FORWARD CHARACTERISTICS

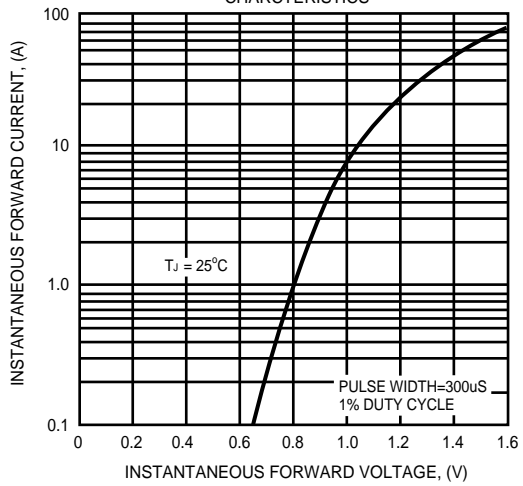


FIG. 4 - TYPICAL REVERSE CHARACTERISTICS

