



SINGLE PHASE GLASS PASSIVATED BRIDGE RECTIFIER

KBJ4005G THRU KBJ410G

VOLTAGE RANGE

50 to 1000 Volts

CURRENT

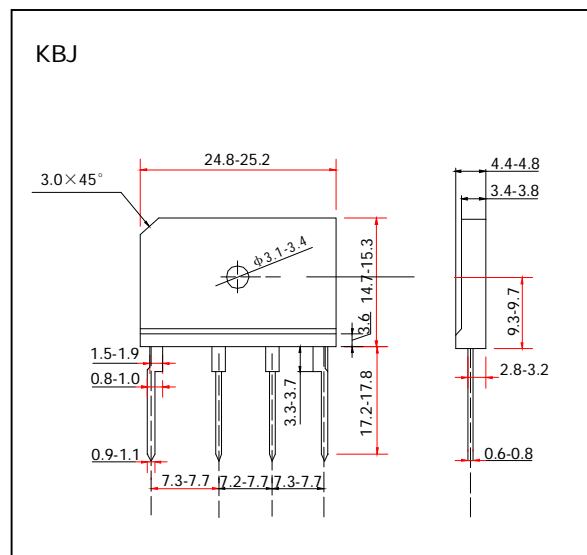
4.0 Amperes

FEATURES

- Plastic package has UL Flammability Classification 94V-0
- Glass passivated chip junctions
- High case dielectric strength of 1500 V_{RMS}
- High surge current capability
- High temperature soldering guaranteed
260°C/10 seconds, 0.375”(9.5mm) lead length

MECHANICAL DATA

- Case: molded plastic body
- Terminal: Plated leads solderable per MIL-STD-750 Method 2026
- Mounting position: Any (Note 4)
- Mounting Torque: 6 in – 1bs max.
- Weight: 0.15 ounce, 4.0 gram



MAXIMUM RATINGS AND ELECTRICAL CHARACTERISTICS

- Ratings at 25°C ambient temperature unless otherwise specified
- Single Phase, half wave, 60Hz, resistive or inductive load
- For capacitive load derate current by 20%

	SYMBOLS	KBJ 4005G	KBJ 401G	KBJ 402G	KBJ 404G	KBJ 406G	KBJ 408G	KBJ 410G	UNIT
Maximum Reverse Peak Repetitive Voltage	V _{RRM}	50	100	200	400	600	800	1000	Volts
Maximum RMS Voltage	V _{RMS}	35	70	140	280	420	560	700	Volts
Maximum DC Blocking Voltage	V _{DC}	50	100	200	400	600	800	100	Volts
Maximum Average Forward Rectified Current, At T _C =100°C (Note 1) T _A =40°C (Note 2)	I _(AV)	4.0 3.0						Amps	
Peak Forward Surge Current 8.3ms single half sine wave superimposed on rated load (JEDEC Method)	I _{FSM}	120						Amps	
Rating for Fusing (t < 8.3ms)	I ² t	60						A ² s	
Maximum Instantaneous Forward Voltage drop Per leg at 2.0A	V _F	1.0						Volts	
Maximum DC Reverse Current at rated DC blocking voltage per element	T _A =25°C	5.0						μ A	
	T _A =125°C	500							
Typical Junction Capacitance, per let (Note 3)	C _J	100.0			45.0			pF	
Typical Thermal Resistance (Note 1)	R _{JA}	22.0						°C/W	
Operating Junction Temperature Range	T _J	(-55 to +150)						°C/W	
Storage Temperature Range	T _{STG}	(-55 to +150)						°C	

- Notes:**
1. Unit mounted on 1.6×1.6×0.06” thick (4.0×4.0×0.15cm) AL. plate
 2. Unit mounted on P.C.B. With 0.5×0.5”(1.2×1.2mm) copper pads and 0.375”(9.5mm) lead length
 3. Measured at 1.0 MHz and applied reverse voltage of 4.0 V
 4. Recommended mounting position is to bolt down on heatsink with silicone thermal compound for maximum Heat transfer with #6 screws



SINGLE PHASE GLASS PASSIVATED BRIDGE RECTIFIER

KBJ4005G THRU KBJ410G

VOLTAGE RANGE

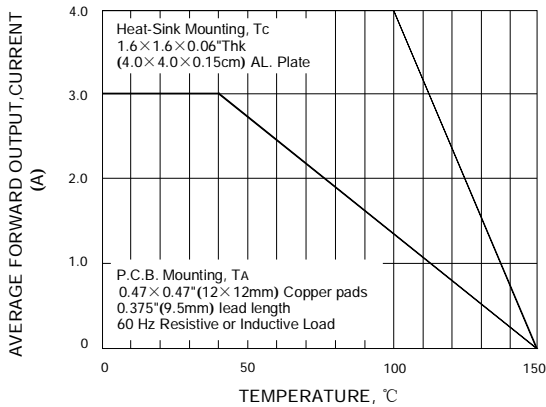
50 to 1000Volts

CURRENT

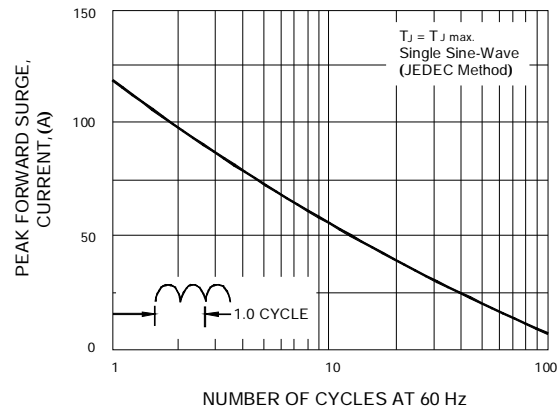
4.0 Amperes

RATINGS AND CHARACTERISTIC CURVES KBJ4005G THRU KBJ410G

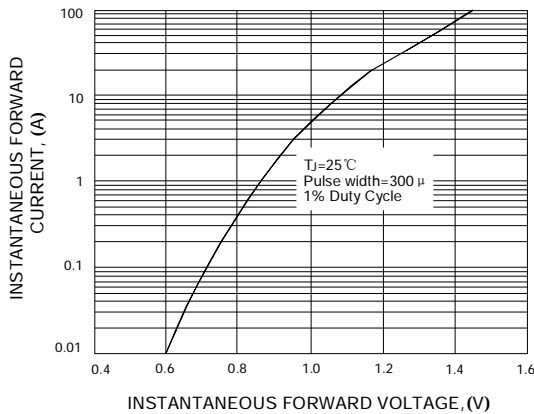
**FIG. 1- DERATING CURVE
OUTPUT RECTIFIED CURRENT**



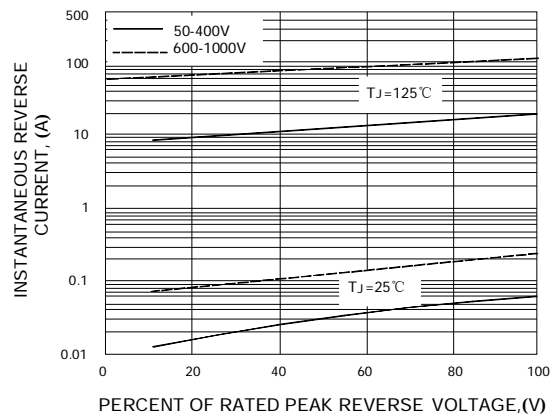
**FIG. 2- MAXIMUM NON-REPETITIVE PEAK
FORWARD SURGE CURRENT PER LEG**



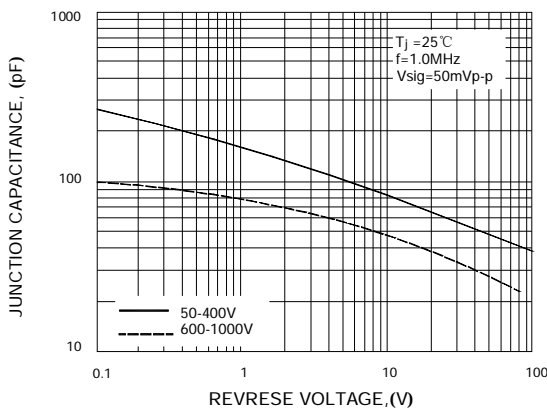
**FIG. 3- TYPICAL FORWARD CHARACTERISTICS
PER LEG**



**FIG. 4- TYPICAL REVERSE LEAKAGE
CHARACTERISTICS PER LEG**



**FIG. 5- TYPICAL JUNCTION CAPACITANCE
PER LEG**



**FIG. 6- TYPICAL TRANSIENT THERMAL
IMPEDANCE**

