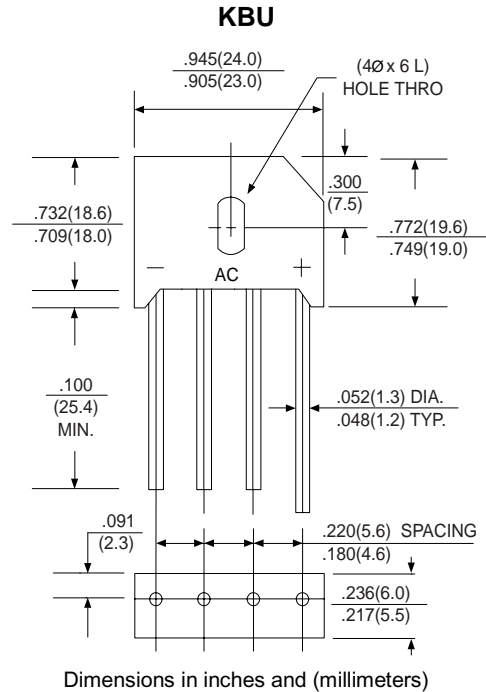




● FEATURES

- Lead Free Product
- Surge overload rating – 150 amperes peak
- Ideal for printed circuit board
- Reliable low cost construction utilizing molded plastic technique
- Plastic material has underwrites laboratory Flammability classification 94V-0
- Mounting position: Any
- Mounting torque: 5 In. lb. Max.



● MAXIMUM RATINGS AND ELECTRICAL CHARACTERISTICS

Rating 25 °C ambient temperature unless otherwise specified.
Resistive or inductive load, 60Hz,
For capacitive load, derate current by 20%.

TYPE NUMBER	SYMBOL	KBU4A	KBU4B	KBU4D	KBU4G	KBU4J	KBU4K	KBU4M	UNITS
Maximum Recurrent Peak Reverse Voltage	V_{RRM}	50	100	200	400	600	800	1000	V
Maximum RMS Voltage	V_{RMS}	35	70	140	280	420	560	700	V
Maximum DC Blocking Voltage	V_{DC}	50	100	200	400	600	800	1000	V
Maximum Average Forward Rectified Output Current @ $T_A=50^{\circ}C/40^{\circ}C/45^{\circ}C$ $T_C=100^{\circ}C$	$I_{(AV)}$	4.0							A
Peak Forward Surge Current, 8.3 ms single half Sine-wave superimposed on rated load (JEDEC method)	I_{FSM}	150							A
Maximum Forward Voltage Drop Per Bridge Element at 2.0A Peak	V_F	1.1							V
Maximum Reverse Current at Rated DC Blocking Voltage per Element @ $T_A=25^{\circ}C$	I_R	10							μA
Maximum Reverse Current at Rated DC Blocking Voltage per Element @ $T_C=100^{\circ}C$		100							mA
Operating and Storage Temperature Range	T_J, T_{STG}	- 55 ~ + 150							$^{\circ}C$

● RATING AND CHARACTERISTIC CURVES

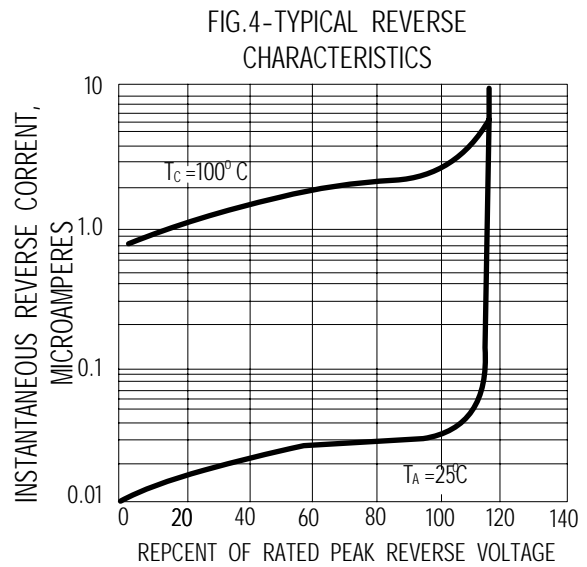
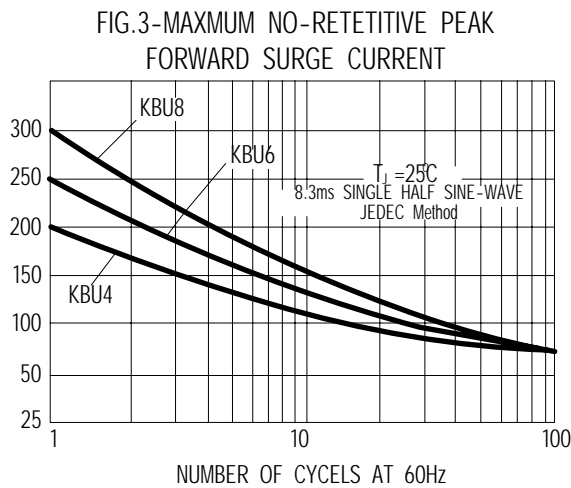
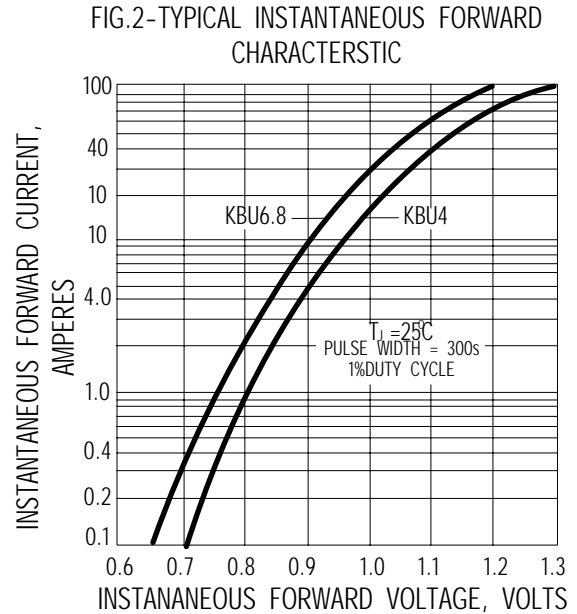
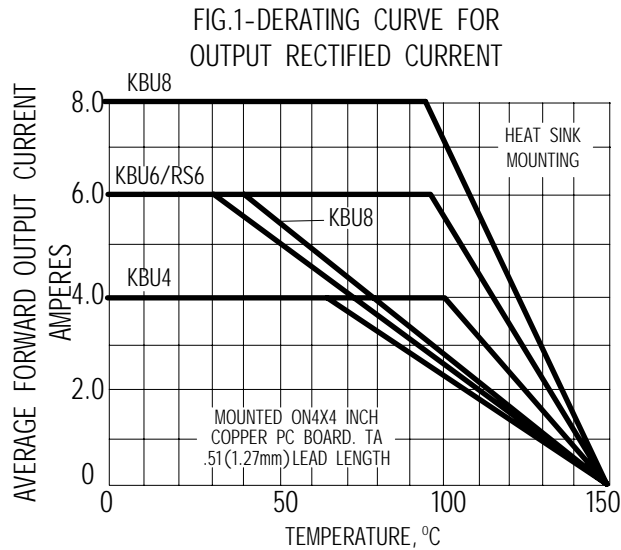


FIG.5-TYPICAL JUNCTION CAPACITANCE PER ELEMENT

