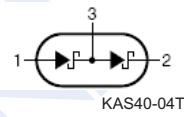
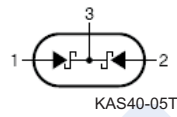
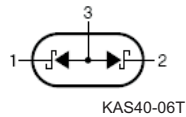
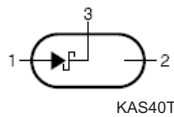
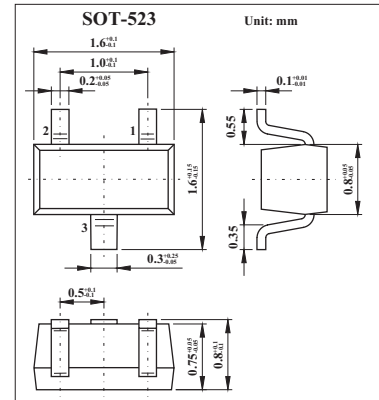


## Surface Mount Schottky Barrier Diode

KAS40T,-04T,-05T,-06T  
(BAS40T,-04T,-05T,-06T)

## ■ Features

- Low Forward Voltage Drop
- Fast Switching
- Ultra-Small Surface Mount Package
- PN Junction Guard Ring for Transient and ESD Protection



## ■ Absolute Maximum Ratings Ta = 25°C

Parameter	Symbol	Rating	Unit
Peak Repetitive Reverse Voltage	V <sub>RRM</sub>	40	V
Working Peak Reverse Voltage	V <sub>RWM</sub>		
DC Blocking Voltage	V <sub>R</sub>		
RMS Reverse Voltage	V <sub>R(RMS)</sub>	28	V
Forward Continuous Current	I <sub>FM</sub>	200	mA
Forward Surge Current @ t = 1.0s	I <sub>FSM</sub>	600	mA
Power Dissipation	P <sub>d</sub>	150	mW
Thermal Resistance, Junction to Ambient Air	R <sub>θJA</sub>	833	°C/W
Operating Temperature Range	T <sub>j</sub>	-55 to +125	°C
Storage Temperature Range	T <sub>STG</sub>	-65 to +150	°C

## ■ Electrical Characteristics Ta = 25°C

Parameter	Symbol	Testconditions	Min	Typ	Max	Unit
Reverse Breakdown Voltage	V <sub>(BR)R</sub>	I <sub>R</sub> =10 μA	40			V
Forward Voltage	V <sub>F</sub>	I <sub>F</sub> =1.0mA, t <sub>p</sub> <300 μs I <sub>F</sub> =40mA, t <sub>p</sub> <300 μs			380 1000	mV
Reverse Leakage	I <sub>R</sub>	V <sub>R</sub> =30V			200	nA
Junction Capacitance	C <sub>j</sub>	V <sub>R</sub> =0V, f=1.0MHz			5.0	pF
Reverse Recover Time	T <sub>rr</sub>	I <sub>F</sub> =I <sub>R</sub> =10mA, I <sub>rr</sub> =0.1 X I <sub>R</sub> , R <sub>L</sub> =100 Ω			5.0	ns

## ■ Marking

NO.	KAS40T	KAS40-04T	KAS40-05T	KAS40-06T
Marking	43	44	45	46