



CHENMKO ENTERPRISE CO.,LTD

SINGLE-PHASE GLASS PASSIVATED SILICON BRIDGE RECTIFIER

VOLTAGE RANGE 50 - 1000 Volts CURRENT 8.0 Amperes

**KBU8APT
THRU
KBU8MPT**

Lead free devices

FEATURES


- * Low leakage
- * Low forward voltage
- * Surge overload rating - 250 Amperes peak
- * Silver-plated copper leads

MECHANICAL DATA

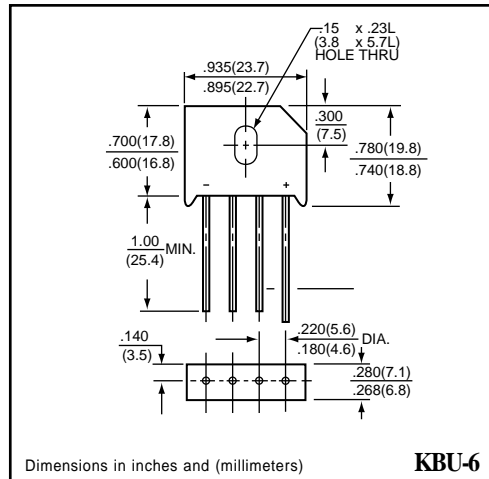
Case: JEDEC KBU-6 molded plastic
Terminals: Plated leads solderable per MIL-STD-750, Method 2026
Mounting position: Any
Polarity: Polarity symbols marked on body

MAXIMUM RATINGS AND ELECTRICAL CHARACTERISTICS

Ratings at 25°C ambient temperature unless otherwise specified.
 Single phase, half wave, 60 Hz, resistive or inductive load.
 For capacitive load, derate current by 20%.



KBU-6



KBU-6

MAXIMUM RATINGS (At TA = 25°C unless otherwise noted)

RATINGS	SYMBOL	KBU8APT	KBU8BPT	KBU8DPT	KBU8GPT	KBU8JPT	KBU8KPT	KBU8MPT	UNITS
Maximum Recurrent Peak Reverse Voltage	VRRM	50	100	200	400	600	800	1000	Volts
Maximum RMS Voltage	VRMS	35	70	140	280	420	560	700	Volts
Maximum DC Blocking Voltage	VDC	50	100	200	400	600	800	1000	Volts
Maximum Average Forward Rectified Current at Tc = 75°C	Io	8.0							Amps
Peak Forward Surge Current 8.3 ms single half sine-wave superimposed on rated load (JEDEC method)	IFSM	250							Amps
Operating and Storage Temperature Range	TJ,TSTG	-55 to +150							°C

ELECTRICAL CHARACTERISTICS (At TA = 25°C unless otherwise noted)

CHARACTERISTICS	SYMBOL	KBU8APT	KBU8BPT	KBU8DPT	KBU8GPT	KBU8JPT	KBU8KPT	KBU8MPT	UNITS
Maximum Instantaneous Forward Voltage at 4.0A DC	VF	1.1							Volts
Maximum Reverse Current at rated	IR	10							uAmps
DC blocking Voltage per element									0.2

RATING CHARACTERISTIC CURVES (KBU8APT THRU KBU8MPT)

FIG. 1 - TYPICAL FORWARD CURRENT DERATING CURVE

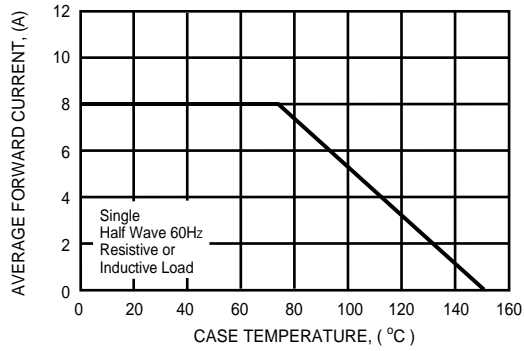


FIG. 2 - MAXIMUM NON-REPETITIVE FORWARD SURGE CURRENT

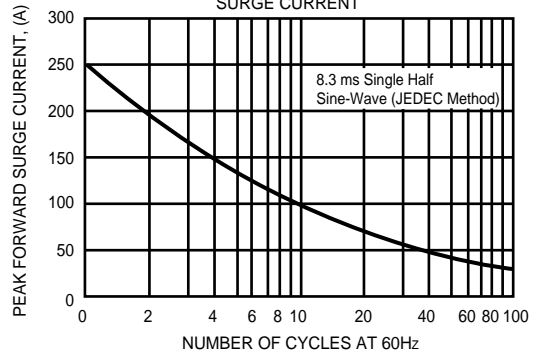


FIG. 3 - TYPICAL INSTANTANEOUS FORWARD CHARACTERISTICS

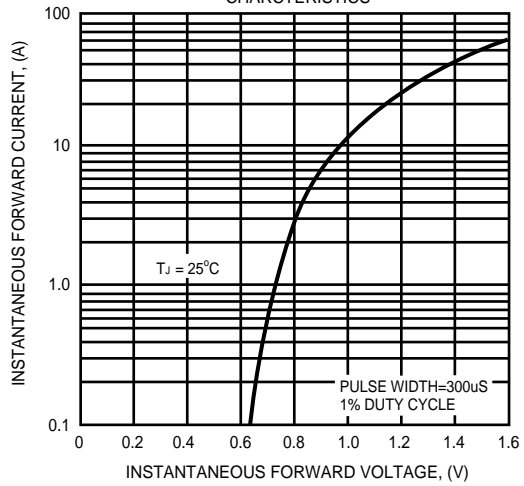


FIG. 4 - TYPICAL REVERSE CHARACTERISTICS

