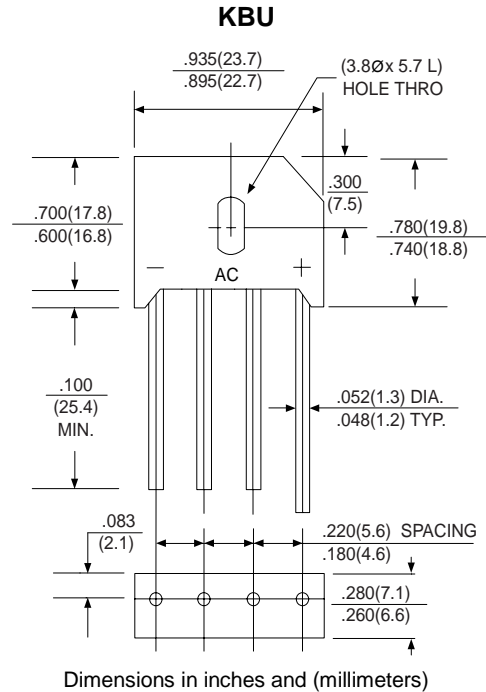


RoHS Compliant Product  
A suffix of "-C" specifies halogen-free.



**FEATURES**

- Surge overload rating – 220–400 amperes peak
- Ideal for printed circuit board
- Reliable low cost construction utilizing molded plastic technique
- Plastic material has underwrites laboratory Flammability classification 94V-0
- Mounting position: Any
- Mounting torque: 5 In. lb. Max.



**MAXIMUM RATINGS AND ELECTRICAL CHARACTERISTICS**

Rating 25°C ambient temperature unless otherwise specified.  
Resistive or inductive load, 60Hz,  
For capacitive load, derate current by 20%.

TYPE NUMBER	SYMBOL	KBU10A	KBU10B	KBU10D	KBU10G	KBU10J	KBU10K	KBU10M	UNITS
Maximum Recurrent Peak Reverse Voltage	$V_{RRM}$	50	100	200	400	600	800	1000	V
Maximum RMS Voltage	$V_{RMS}$	35	70	140	280	420	560	700	V
Maximum DC Blocking Voltage	$V_{DC}$	50	100	200	400	600	800	1000	V
Maximum Average Forward Rectified Output Current @ $T_A=50$ /40 /45 $T_C=100$	$I_{(AV)}$				10				A
Peak Forward Surge Current, 8.3 ms single half Sine-wave superimposed on rated load (JEDEC method)	$I_{FSM}$				220				A
Maximum Forward Voltage Drop Per Bridge Element at 2.0A Peak	$V_F$				1.05				V
Maximum Reverse Current at Rated DC Blocking Voltage per Element @ $T_A=25$	$I_R$				10				$\mu$ A
Maximum Reverse Current at Rated DC Blocking Voltage per Element @ $T_C=100$					500				mA
Operating and Storage Temperature Range	$T_J, T_{STG}$				- 55 ~ + 150				°C

● **RATING AND CHARACTERISTIC CURVES**

Fig. 1 - Maximum Forward Surge Current

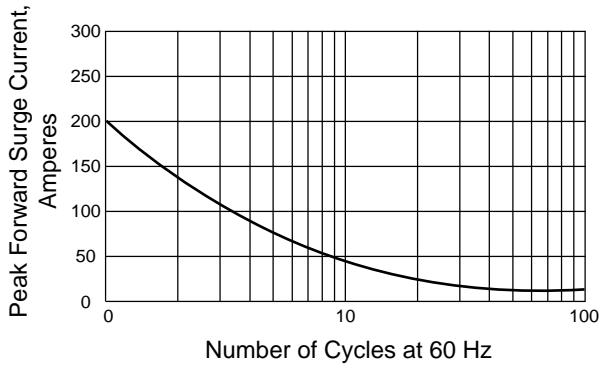


Fig. 2 - Derating Curve  
Output Rectified Current

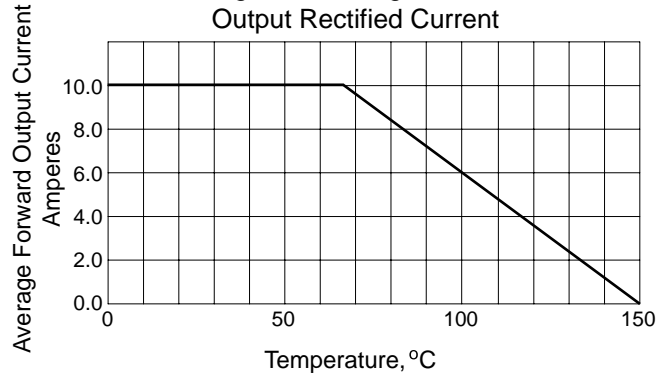


Fig. 3 - Typical Forward Characteristics

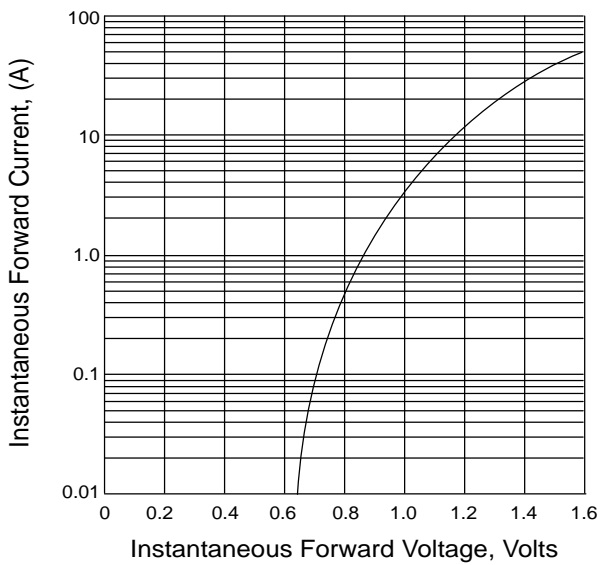


Fig. 4 - Typical Reverse Characteristics

