

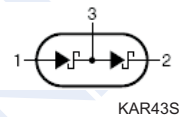
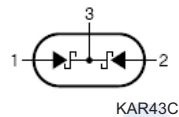
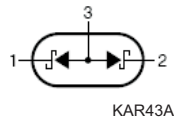
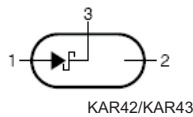
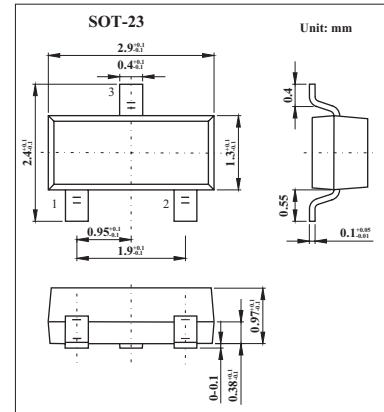
## Small Signal Schottky Diodes

### KAR42,KAR43,A,C,S

(BAR42,BAR43,A,C,S)

#### ■ Features

- Power Dissipation:  $P_D=250\text{mW}$



#### ■ Absolute Maximum Ratings $T_a = 25^\circ\text{C}$

Parameter	Symbol	Rating	Unit
Maximum Repetitive Reverse Voltage	$V_{RRM}$	30	V
Average Rectified Forward Current	$I_F$	100	mA
Non-repetitive Peak Forward Surge Current Pulse width = 1.0 second	$I_{FSM}$	750	mA
Power Dissipation	$P_D$	250	mW
Thermal Resistance, Junction to Ambient	$R_{\theta JA}$	500	$^\circ\text{C}/\text{W}$
Operating Junction Temperature	$T_J$	150	$^\circ\text{C}$
Storage Temperature Range	$T_{stg}$	-65 to +150	$^\circ\text{C}$

#### ■ Electrical Characteristics $T_a = 25^\circ\text{C}$

Parameter	Symbol	Testconditions	Min	Typ	Max	Unit		
Breakdown Voltage	$V_R$	$T_J=25^\circ\text{C}, I_R = 100 \mu\text{A}$	30			V		
Forward Voltage	KAR42	$V_F$	0.26	$T_J=25^\circ\text{C}, I_F = 10\text{mA}$	0.35	0.4	V	
				$T_J=25^\circ\text{C}, I_F = 50\text{mA}$	0.5	0.65		
				KAR43	$T_J=25^\circ\text{C}, I_F = 2\text{mA}$			0.33
					$T_J=25^\circ\text{C}, I_F = 15\text{mA}$			0.45
ALL	$T_J=25^\circ\text{C}, I_F = 100\text{mA}$		1					
Reverse Current	$I_R$	$T_J=25^\circ\text{C}, V_R = 25\text{V}$			500	nA		
		$T_J=100^\circ\text{C}, V_R = 25\text{V}$			100	$\mu\text{A}$		
Junction Capacitance	$C_j$	$T_J=25^\circ\text{C}, V_R = 1\text{V}, f = 1.0\text{MHz}$		7		pF		
Reverse Recovery Time	$t_{rr}$	$I_F = I_R = 10\text{mA}, I_{RR} = 1\text{mA}, R_L = 100 \Omega$			5	ns		

#### ■ Marking

NO.	KAR42	KAR43	KAR43A	KAR43C	KAR43S
Marking	D94	D95	DB1	DB2	DA5