


SPECIFICATIONS

Electrical Ratings	Switch: 25mA @ 24VDC Carry: 100mA @ 24VDC
Electrical Life	2,000 cycles typical
Contact Resistance	< 25 mΩ initial
Actuation Force	800 gF max
Actuator Travel	2.0 mm
Dielectric Strength	500Vrms min
Insulation Resistance	> 100MΩ min
Operating Temperature	-40°C to 85°C
Storage Temperature	-40°C to 85°C



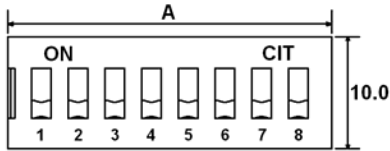
MATERIALS ←RoHS COMPLIANT

Actuator	PBT, UL94V-0, White
Cover	PBT, UL94V-0, Red
Housing	PBT, UL94V-0, Black
Contacts	Phosphor Bronze, Gold over Nickel Plated
Terminals	Phosphor Bronze, Gold over Nickel Plated

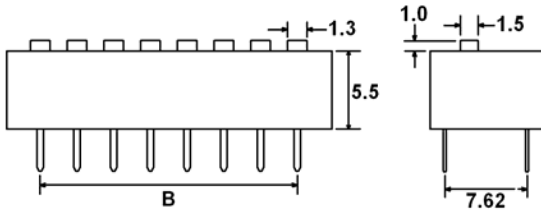
ORDERING INFORMATION

Series:	KG	02	E
KG			
Number of Positions:			
01 = 1 position			
02 = 2 positions			
03 = 3 positions			
04 = 4 positions			
05 = 5 positions			
06 = 6 positions			
07 = 7 positions			
08 = 8 positions			
09 = 9 positions			
10 = 10 positions			
12 = 12 positions			
Actuator Height:			
E = Extended			
R = Recessed			
Tape Seal:			
Blank = No Tape Seal			
T = Tape Seal			

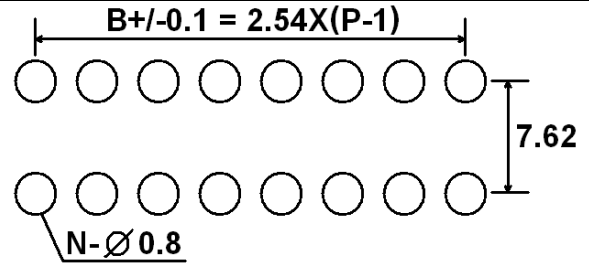
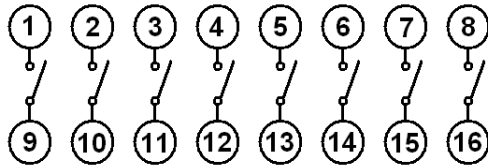
DIMENSIONS



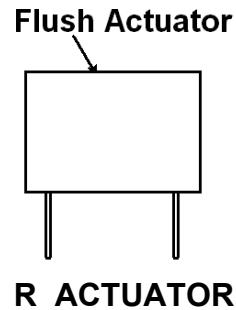
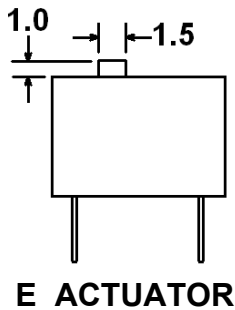
Number of Positions	"A" mm	"B" mm
01	3.89	N/A
02	6.80	2.54
03	9.34	5.08
04	11.90	7.62
05	14.40	10.16
06	16.90	12.70
07	19.50	15.24
08	22.15	17.78
09	24.60	20.32
10	27.25	22.86
12	32.30	27.94



SCHEMATIC & PC LAYOUT



ACTUATOR OPTIONS



PACKAGING SPECIFICATIONS

All switches packaged in OFF position
 Tube packaging standard