




MULTILAYER CERAMIC CHIP CAPACITORS

THC Series / TMC Series (Down sized) (High Reliability)



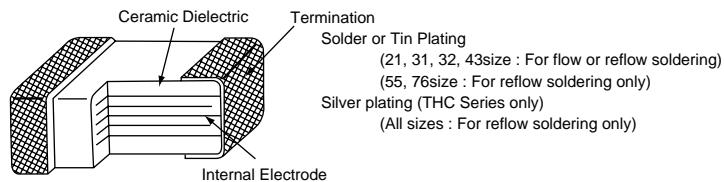
◆FEATURES

1. Small in size and wide capacitance range.
2. Temperature characteristic is Y5U in EIA code.
3. Superior humidity characteristic and long life.
4. Excellent high frequency characteristic due to low ESR.
5. High rated ripple current.

◆APPLICATIONS

1. Smoothing circuit of small size DC-DC converter.
2. On-board power supply.
3. Noise suppressor for various kinds of equipments.
4. By-pass or decoupling circuits.

◆CONSTRUCTION



◆RATINGS

1. Category Temperature Range	-55 to +125°C
2. Rated Voltage Range	16, 25, 50, 100, 200V _{dc}
3. Rated Capacitance Range	0.047 to 100μF
4. Rated Capacitance Tolerance	M (±20%), Z (±80%)
5. Temperature Characteristics	E (JIS) ≒ Y5U (EIA)
6. Rated Ripple Current	See No.5 on the following table

◆SPECIFICATIONS

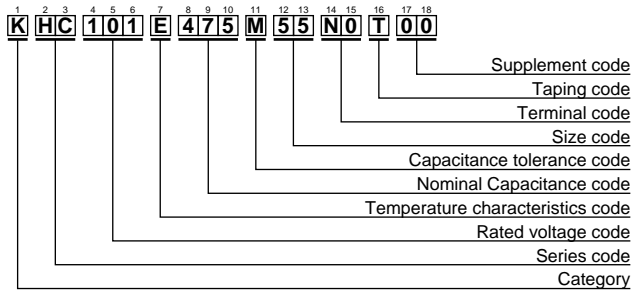
No.	Items	Specification	Test Condition														
1	Withstand Voltage	No abnormality.	250% of rated voltage shall be applied for 5 seconds.														
2	Insulation Resistance	1000/C _R (MΩ) or 10000(MΩ) whichever is less.	Rated voltage shall be applied for 60±5 seconds at temperature 20±2°C.														
3	Rated Capacitance	Within specified tolerance.	Temperature : 20±2°C Frequency : 1±0.1kHz Voltage : 1±0.2V _{rms}														
4	Dissipation Factor	5.0% maximum.	Temperature : 20±2°C Frequency : 1±0.1kHz Voltage : 1±0.2V _{rms}														
5	Rated Ripple Current	<table border="1"> <tr> <td>Size code</td> <td>21</td> <td>31</td> <td>32</td> <td>43</td> <td>55</td> <td>76</td> </tr> <tr> <td>Arms</td> <td>0.2</td> <td>0.3</td> <td>0.5</td> <td>1.0</td> <td>2.0</td> <td>3.0</td> </tr> </table>	Size code	21	31	32	43	55	76	Arms	0.2	0.3	0.5	1.0	2.0	3.0	10kHz~1MHz (sine curve) Ripple voltage V _p shall be less than the rated voltage.
Size code	21	31	32	43	55	76											
Arms	0.2	0.3	0.5	1.0	2.0	3.0											



MULTILAYER CERAMIC CHIP CAPACITORS

THC Series

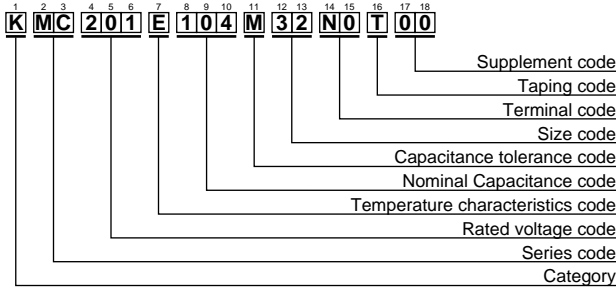
◆PART NUMBERING SYSTEM



◆THC SERIES STANDARD RATINGS

Part Number	Rated voltage (Vdc)	Rated Capacitance (μF)	Dimensions(mm)				Previous Part Number (Just for your reference)
			L	W	Tmax.	a	
KHC160E335M31N0T00	16	3.3	3.2±0.2	1.6±0.2	1.6	0.5±0.3	THCS30E1C335MTF
KHC160E475M31N0T00		4.7					THCS30E1C475MTF
KHC160E685M32N0T00		6.8	3.2±0.2	2.5±0.2	2.0	0.6±0.3	THCS40E1C685MTF
KHC160E106M32N0T00		10					THCS40E1C106MTF
KHC160E156M43N0T00		15	4.5±0.3	3.2±0.2	2.2	0.6±0.3	THCS50E1C156MTF
KHC160E226M43N0T00		22					THCS50E1C226MTF
KHC160E336M55N0T00		33	5.7±0.3	5.0±0.4	2.2	0.8±0.3	THCS60E1C336MTF
KHC160E476M55N0T00		47					THCS60E1C476MTF
KHC160E686M76N0T00		68	7.5±0.5	6.3±0.5	2.5	0.8±0.5	THCS70E1C686MTF
KHC160E107M76N0T00		100			3.0		THCS70E1C107MTF
KHC250E334M21N0T00	25	0.33	2.0±0.2	1.25±0.2	1.25	0.3±0.2	THCS20E1E334MTF
KHC250E474M21N0T00		0.47					THCS20E1E474MTF
KHC250E684M21N0T00		0.68	3.2±0.2	1.6±0.2	1.6	0.5±0.3	THCS20E1E684MTF
KHC250E105M31N0T00		1.0					THCS30E1E105MTF
KHC250E155M31N0T00		1.5	3.2±0.2	1.6±0.2	1.6	0.5±0.3	THCS30E1E155MTF
KHC250E225M31N0T00		2.2					THCS30E1E225MTF
KHC250E335M32N0T00		3.3	3.2±0.2	2.5±0.2	2.0	0.6±0.3	THCS40E1E335MTF
KHC250E475M32N0T00		4.7					THCS40E1E475MTF
KHC250E685M43N0T00		6.8	4.5±0.3	3.2±0.2	2.2	0.6±0.3	THCS50E1E685MTF
KHC250E106M43N0T00		10					THCS50E1E106MTF
KHC250E156M43N0T00	15	5.7±0.4	5.0±0.4	3.0	0.8±0.5	THCS50E1E156MTF	
KHC250E226M55N0T00	22			2.2		THCS60E1E226MTF	
KHC250E336M55N0T00	33	7.5±0.5	6.3±0.5	3.0	0.8±0.5	THCS60E1E336MTF	
KHC250E476M76N0T00	47			3.0		THCS70E1E476MTF	
KHC500E104M21N0T00	50	0.1	2.0±0.2	1.25±0.2	1.25	0.3±0.2	THCS20E1H104MTF
KHC500E154M21N0T00		0.15					THCS20E1H154MTF
KHC500E224M21N0T00		0.22	3.2±0.2	1.6±0.2	1.6	0.5±0.3	THCS20E1H224MTF
KHC500E334M31N0T00		0.33					THCS30E1H334MTF
KHC500E474M31N0T00		0.47	3.2±0.2	1.6±0.2	1.6	0.5±0.3	THCS30E1H474MTF
KHC500E684M31N0T00		0.68					THCS30E1H684MTF
KHC500E105M32N0T00		1.0	3.2±0.2	2.5±0.2	2.0	0.6±0.3	THCS40E1H105MTF
KHC500E155M32N0T00		1.5					THCS40E1H155MTF
KHC500E225M32N0T00		2.2	4.5±0.3	3.2±0.2	2.2	0.6±0.3	THCS40E1H225MTF
KHC500E335M43N0T00		3.3					2.2
KHC500E475M43N0T00	4.7	5.7±0.4	5.0±0.4	3.0	0.6±0.3	THCS50E1H475MTF	
KHC500E685M55N0T00	6.8					2.2	THCS60E1H685MTF
KHC500E106M55N0T00	10	5.7±0.4	5.0±0.4	2.2	0.8±0.5	THCS60E1H106MTF	
KHC500E156M55N0T00	15					3.0	THCS60E1H156MTF
KHC500E226M76N0T00	22	7.5±0.5	6.3±0.5	2.5	0.8±0.5	THCS70E1H226MTF	
KHC101E473M21N0T00	100	0.047	2.0±0.2	1.25±0.2	1.25	0.3±0.2	THCS20E2A473MTF
KHC101E683M21N0T00		0.068					THCS20E2A683MTF
KHC101E104M31N0T00		0.1	3.2±0.2	1.6±0.2	1.6	0.5±0.3	THCS30E2A104MTF
KHC101E154M31N0T00		0.15					THCS30E2A154MTF
KHC101E224M31N0T00		0.22	3.2±0.2	2.5±0.2	2.0	0.6±0.3	THCS30E2A224MTF
KHC101E334M32N0T00		0.33					THCS40E2A334MTF
KHC101E474M32N0T00		0.47	4.5±0.3	3.2±0.2	2.5	0.6±0.3	THCS40E2A474MTF
KHC101E684M32N0T00		0.68					2.5
KHC101E105M43N0T00		1.0	5.7±0.4	5.0±0.4	2.2	0.6±0.3	THCS50E2A105MTF
KHC101E155M43N0T00		1.5					2.2
KHC101E225M43N0T00	2.2	5.7±0.4	5.0±0.4	3.0	0.6±0.3	THCS50E2A225MTF	
KHC101E335M55N0T00	3.3					2.2	THCS60E2A335MTF
KHC101E475M55N0T00	4.7	7.5±0.5	6.3±0.5	3.0	0.8±0.5	THCS60E2A475MTF	
KHC101E685M76N0T00	6.8					3.0	THCS70E2A685MTF
KHC201E473M31N0T00	200	0.047	3.2±0.2	1.6±0.2	1.6	0.5±0.3	THCS30E2D473MTF
KHC201E683M31N0T00		0.068					THCS30E2D683MTF
KHC201E104M32N0T00		0.1	3.2±0.2	2.5±0.2	2.0	0.6±0.3	THCS40E2D104MTF
KHC201E154M32N0T00		0.15					THCS40E2D154MTF
KHC201E224M32N0T00		0.22	4.5±0.3	3.2±0.2	2.5	0.6±0.3	THCS40E2D224MTF
KHC201E334M43N0T00		0.33					2.2
KHC201E474M43N0T00		0.47	5.7±0.4	5.0±0.4	3.0	0.6±0.3	THCS50E2D474MTF
KHC201E684M55N0T00		0.68					2.2
KHC201E105M55N0T00		1.0	5.7±0.4	5.0±0.4	3.0	0.8±0.5	THCS60E2D105MTF
KHC201E155M76N0T00		1.5					2.5
KHC201E225M76N0T00	2.2	7.5±0.5	6.3±0.5	3.0	0.8±0.5	THCS70E2D225MTF	

◆PART NUMBERING SYSTEM



◆TMC SERIES STANDARD RATINGS

Part Number	Rated voltage (Vdc)	Rated Capacitance (μF)	Dimensions(mm)				Previous Part Number (Just for your reference)	
			L	W	Tmax.	a		
KMC250E684M31N0T00	25	0.68	3.2±0.2	1.6±0.2	1.6	0.4±0.2	TMCS30E1E684MTF	
KMC250E105M31N0T00		1					TMCS30E1E105MTF	
KMC250E155M31N0T00		1.5					TMCS30E1E155MTF	
KMC250E225M32N0T00		4.5±0.3	2.2	3.2±0.2	2.5±0.2	2.2	0.5±0.2	TMCS40E1E225MTF
KMC250E335M32N0T00			3.3					TMCS40E1E335MTF
KMC250E475M43N0T00			4.7	2.5	0.5±0.3	TMCS50E1E475MTF		
KMC250E685M43N0T00			6.8			TMCS50E1E685MTF		
KMC250E106M43N0T00			10			3.0	TMCS50E1E106MTF	
KMC500E334M31N0T00	50		0.33	3.2±0.2	1.6±0.2	1.6	0.4±0.2	TMCS30E1H334MTF
KMC500E474M31N0T00		0.47	TMCS30E1H474MTF					
KMC500E684M32N0T00		0.68	TMCS40E1H684MTF					
KMC500E105M32N0T00		1.0	3.2±0.2	2.5±0.2	2.2	0.5±0.2	TMCS40E1H105MTF	
KMC500E155M32N0T00		1.5					TMCS40E1H155MTF	
KMC500E225M43N0T00		2.2	4.5±0.3	3.2±0.2	2.5	0.5±0.3	TMCS50E1H225MTF	
KMC500E335M43N0T00		3.3					TMCS50E1H335MTF	
KMC500E475M43N0T00		4.7					3.0	TMCS50E1H475MTF
KMC101E104M31N0T00	100	0.1	3.2±0.2	1.6±0.2	1.6	0.4±0.2	TMCS30E2A104MTF	
KMC101E154M31N0T00		0.15					TMCS30E2A154MTF	
KMC101E224M32N0T00		0.22					TMCS40E2A224MTF	
KMC101E334M32N0T00		0.33	3.2±0.2	2.5±0.2	2.2	0.5±0.2	TMCS40E2A334MTF	
KMC101E474M32N0T00		0.47					TMCS40E2A474MTF	
KMC101E684M43N0T00		0.68	4.5±0.3	3.2±0.2	2.5	0.5±0.3	TMCS50E2A684MTF	
KMC101E105M43N0T00		1.0					TMCS50E2A105MTF	
KMC101E155M43N0T00		1.5					3.0	TMCS50E2A155MTF
KMC201E333M31N0T00	200	0.033	3.2±0.2	1.6±0.2	1.6	0.4±0.2	TMCS30E2D333MTF	
KMC201E473M31N0T00		0.047					TMCS30E2D473MTF	
KMC201E683M32N0T00		0.068					TMCS40E2D683MTF	
KMC201E104M32N0T00		0.1	3.2±0.2	2.5±0.2	2.2	0.5±0.2	TMCS40E2D104MTF	
KMC201E154M32N0T00		0.15					2.5	TMCS40E2D154MTF
KMC201E224M43N0T00		0.22	4.5±0.3	3.2±0.2	2.5	0.5±0.3	TMCS50E2D224MTF	
KMC201E334M43N0T00		0.33					2.5	TMCS50E2D334MTF
KMC201E474M43N0T00		0.47					3.0	TMCS50E2D474MTF