



MASTER INSTRUMENT CORPORATION

SINGLE-PHASE BRIDGE RECTIFIER
KBPC8005 THRU KBPC810
BR805 THRU BR810

VOLTAGE RANGE 50 to 1000 Volts
CURRENT 8.0 Amperes

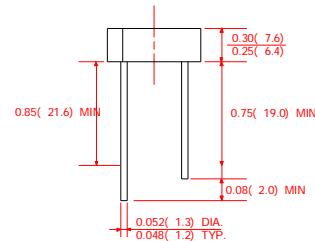
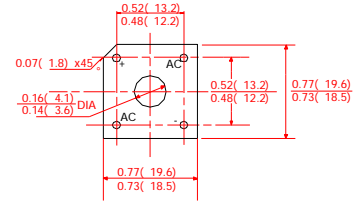
FEATURES

- I Low cost
- I This series is UL recognized under component index, file number E127707
- I High forward surge current capability
- I Ideal for printed circuit board
- I High isolation voltage from case to leads
- I High temperature soldering guaranteed: 260°C/10 second, at 5 lbs. (2.3kg) tension.

MECHANICAL DATA

- I Case: Molded plastic body
- I Terminal: Lead solderable per MIL-STD-202E method 208C.
- I Polarity: Polarity symbols molded on case
- I Mounting: Thru hole for #6 screw, 5.0 in.-lbs torque max.
- I Weight: 0.20ounce, 5.62 grams

BR-10



Dimensions in inches and (millimeters)

MAXIMUM RATINGS AND ELECTRICAL CHARACTERISTICS

Ratings at 25°C ambient temperature unless otherwise specified.
 Single phase, half wave, 60Hz, resistive or inductive load.
 For capacitive load derate current by 20%.

	SYMBOLS	BR805 KBPC8005	BR81 KBPC801	BR82 KBPC802	BR84 KBPC804	BR86 KBPC806	BR88 KBPC808	BR810 KBPC810	UNITS
Maximum Repetitive Peak Reverse Voltage	V_{RRM}	50	100	200	400	600	800	1000	Volts
Maximum RMS Voltage	V_{RMS}	35	70	140	280	420	560	700	Volts
Maximum DC Blocking Voltage	V_{DC}	50	100	200	400	600	800	1000	Volts
Maximum Average Forward Rectified Output Current, at	$T_C=50^\circ\text{C}$ (Note1)	8.0							Amps
	$T_C=100^\circ\text{C}$ (Note1)	6.0							
	$T_A=50^\circ\text{C}$ (Note2)	6.0							
Peak Forward Surge Current 8.3ms single half sine-wave superimposed on rated load (JEDEC Method)	I_{FSM}	125							Amps
Rating for Fusing (t<8.3ms)	I^2t	64							A^2S
Maximum Instantaneous Forward Voltage at 4.0A	V_F	1.1							Volts
Maximum DC Reverse Current at rated DC blocking voltage	$T_A=25^\circ\text{C}$	5.0							μAmps
	$T_A=150^\circ\text{C}$	1.0							mAmps
Isolation Voltage from case to leads	V_{ISO}	2500							V_{AC}
Typical Thermal Resistance (Note 1)	$R_{\theta JC}$	6.0							$^\circ\text{C}/\text{W}$
Operating Temperature Range	T_J	-55 to +150							$^\circ\text{C}$
Storage Temperature Range	T_{STG}	-55 to +150							$^\circ\text{C}$

NOTES:

1. Unit mounted on 8.7"×8.7"×0.24" thick (22×22×0.6 cm) Al. plate.
2. Unit mounted on P.C.B at 0.375" (9.5mm) lead length with 0.47"×0.47" (12×12mm) copper pads.



MASTER INSTRUMENT CORPORATION

SINGLE-PHASE BRIDGE RECTIFIER
KBPC8005 THRU KBPC810
BR805 THRU BR810

VOLTAGE RANGE 50 to 1000 Volts
CURRENT 8.0 Amperes

RATINGS AND CHARACTERISTIC CURVES BR805 THRU BR810

FIG.1-TYPICAL FORWARD CURRENT DERATING CURVE

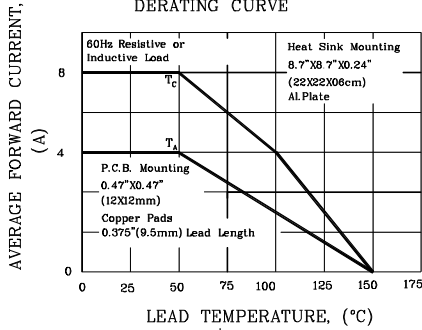


FIG.2-MAXIMUM NON-REPETITIVE PEAK FORWARD SURGE CURRENT

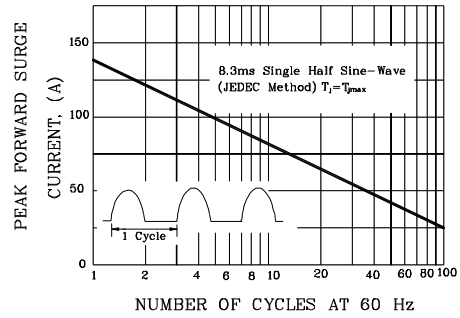


FIG.3-TYPICAL INSTANTANEOUS FORWARD CHARACTERISTICS

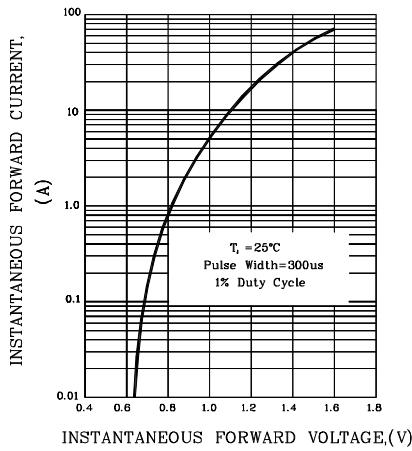


FIG.4-TYPICAL REVERSE CHARACTERISTICS

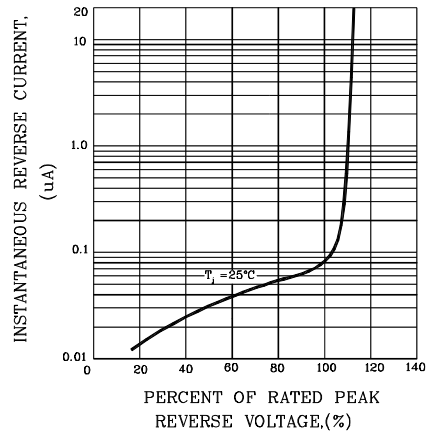


FIG.5-TYPICAL JUNCTION CAPACITANCE

