

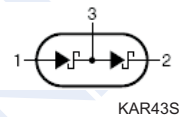
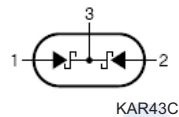
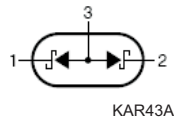
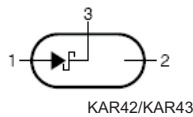
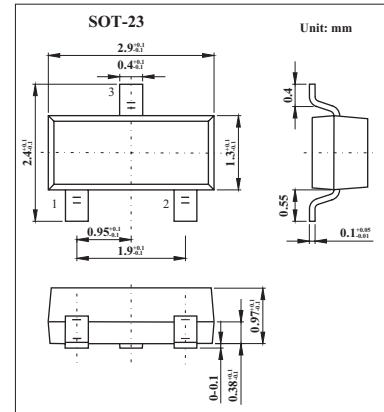
Small Signal Schottky Diodes

KAR42,KAR43,A,C,S

(BAR42,BAR43,A,C,S)

■ Features

- Power Dissipation: $P_D=250\text{mW}$



■ Absolute Maximum Ratings $T_a = 25^\circ\text{C}$

Parameter	Symbol	Rating	Unit
Maximum Repetitive Reverse Voltage	V_{RRM}	30	V
Average Rectified Forward Current	I_F	100	mA
Non-repetitive Peak Forward Surge Current Pulse width = 1.0 second	I_{FSM}	750	mA
Power Dissipation	P_D	250	mW
Thermal Resistance, Junction to Ambient	$R_{\theta JA}$	500	$^\circ\text{C}/\text{W}$
Operating Junction Temperature	T_J	150	$^\circ\text{C}$
Storage Temperature Range	T_{stg}	-65 to +150	$^\circ\text{C}$

■ Electrical Characteristics $T_a = 25^\circ\text{C}$

Parameter	Symbol	Testconditions	Min	Typ	Max	Unit
Breakdown Voltage	V_R	$T_J=25^\circ\text{C}, I_R = 100 \mu\text{A}$	30			V
Forward Voltage	KAR42	$T_J=25^\circ\text{C}, I_F = 10\text{mA}$		0.35	0.4	V
		$T_J=25^\circ\text{C}, I_F = 50 \text{mA}$		0.5	0.65	
	KAR43	$T_J=25^\circ\text{C}, I_F = 2\text{mA}$	0.26		0.33	
		$T_J=25^\circ\text{C}, I_F = 15 \text{mA}$			0.45	
ALL	$T_J=25^\circ\text{C}, I_F = 100 \text{mA}$			1		
Reverse Current	I_R	$T_J=25^\circ\text{C}, V_R = 25 \text{V}$			500	nA
		$T_J=100^\circ\text{C}, V_R = 25 \text{V}$			100	μA
Junction Capacitance	C_j	$T_J=25^\circ\text{C}, V_R = 1\text{V}, f = 1.0 \text{MHz}$		7		pF
Reverse Recovery Time	t_{rr}	$I_F = I_R = 10 \text{mA}, I_{RR} = 1\text{mA}, R_L = 100 \Omega$			5	ns

■ Marking

NO.	KAR42	KAR43	KAR43A	KAR43C	KAR43S
Marking	D94	D95	DB1	DB2	DA5