
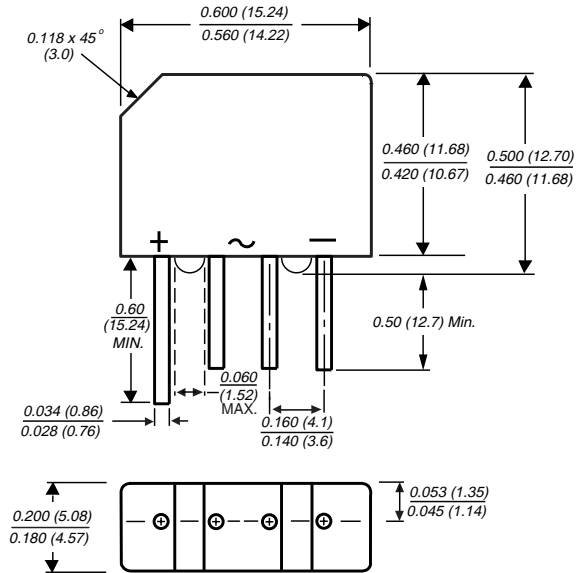


RoHS Compliant Product
A suffix of "-C" specifies halogen-free.



FEATURES

- Surge overload rating – 60 amperes peak
- Ideal for printed circuit board
- Plastic material has underwrites laboratory Flammability classification 94V-0
- Mounting position: Any



Dimensions in inches and (millimeters)

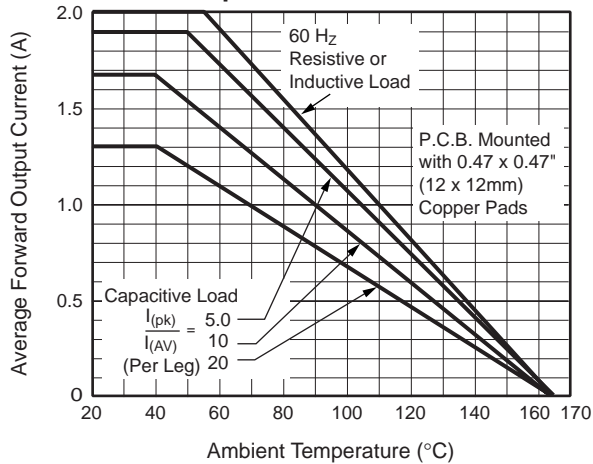
MAXIMUM RATINGS AND ELECTRICAL CHARACTERISTICS

Rating 25°C ambient temperature unless otherwise specified.
Resistive or inductive load, 60Hz,
For capacitive load, derate current by 20%.

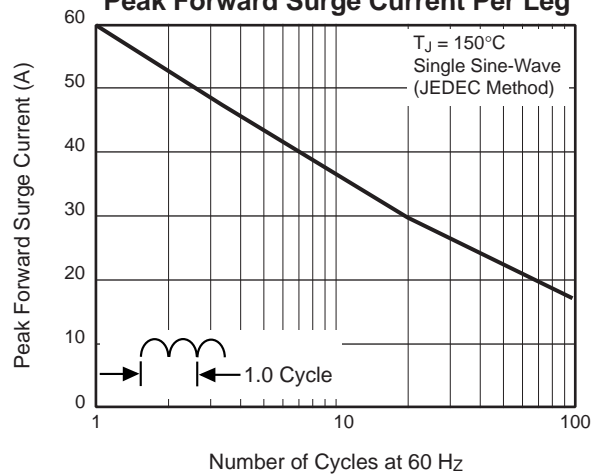
TYPE NUMBER	SYMBOL	KBP2005G	KBP201G	KBP202G	KBP204G	KBP206G	KBP208G	KBP210G	Unit
Maximum Recurrent Peak Reverse Voltage	V_{RRM}	50	100	200	400	600	800	1000	V
Maximum RMS Voltage	V_{RMS}	35	70	140	280	420	560	700	V
Maximum DC Blocking Voltage	V_{DC}	50	100	200	400	600	800	1000	V
Maximum Average Forward Rectified Output Current @ $T_A=50^\circ C$	$I_{(AV)}$	2.0							A
Peak Forward Surge Current, 8.3 ms single half Sine-wave superimposed on rated load	I_{FSM}	60							A
Maximum Forward Voltage Drop Per Bridge Element at 1.0A Peak	V_F	1.1							V
Maximum Reverse Current at Rated DC Blocking Voltage per Element	I_R	10							uA
Maximum Reverse Current at Rated DC Blocking Voltage per Element @ $T_c=100^\circ C$		1.0							mA
Typical Junction Capacitance	C_j	25							pF
Operating and Storage Temperature Range	T_J, T_{STG}	- 55 ~ + 150							°C

● **RATING AND CHARACTERISTIC CURVES**

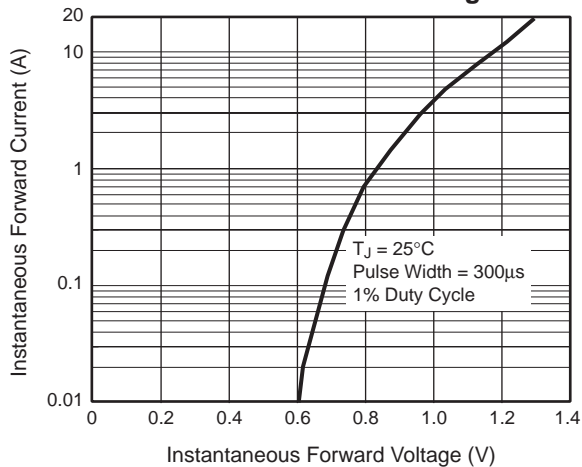
**Fig. 1 — Derating Curve
Output Rectified Current**



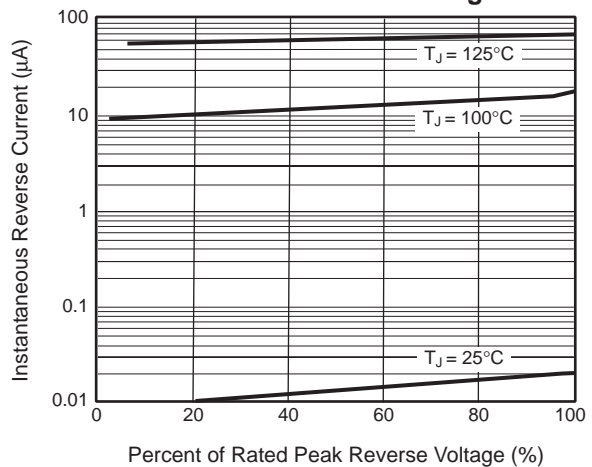
**Fig. 2 — Maximum Non-Repetitive
Peak Forward Surge Current Per Leg**



**Fig. 3 — Typical Forward
Characteristics Per Leg**



**Fig. 4 — Typical Reverse Leakage
Characteristics Per Leg**



**Fig. 5 — Typical Junction
Capacitance Per Leg**

