

# Common Mode Inductors

## POTTED HORIZONTAL STYLE

Single Layer Windings with Spacers specially designed by Rhombus Industries to provide 3mm Creepage and Clearance for International Safety Compliance.

Designed to prevent noise emission in switching power supplies at input.

Windings balanced to 1%

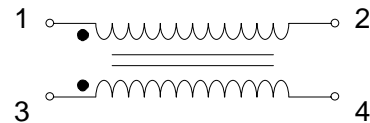
Isolation 1250 VRMS

Materials used in the construction of these parts are UL 94 VO and are rated at 130° C or better

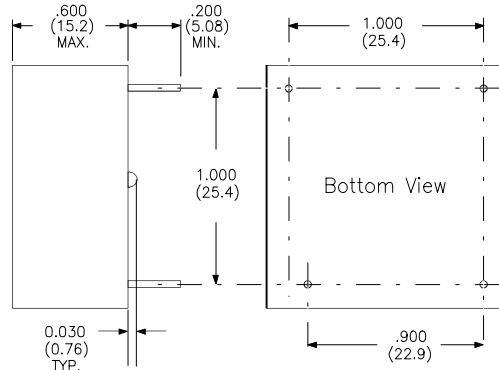
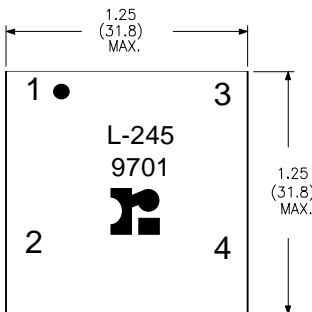
Part Number Horiz.	I Max. (A)	L mHy Min @1 KHz	Test Level $V_{RMS}$ @1 KHz	$L_L$ Max. ( $\mu$ H)	DCR Max. (m $\Omega$ )	Leads (AWG)	Size Code
L-244	1.8	10	0.50	130	240	20	H1
L-245	3.5	3	0.20	35	60	20	H1
L-246	6.0	1	0.08	12	20	19	H1
L-247	2.6	16	1.00	180	160	18	H2
L-248	3.2	8	0.50	90	120	18	H2
L-249	5.2	4	0.20	45	40	19	H2
L-250	7.5	2	0.08	25	20	17	H2

# NEW!

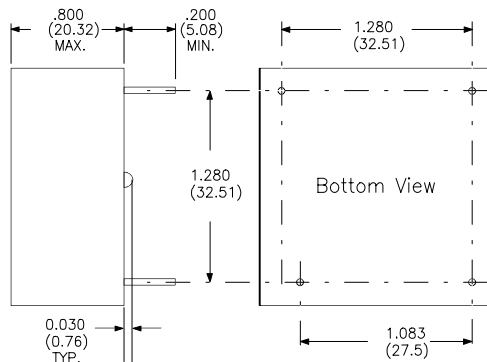
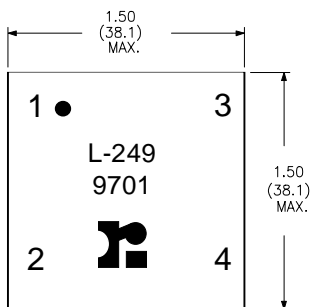
Schematic Diagram



Schematic Diagram



Size Code "H1"  
(Low Profile Horizontal)



Size Code "H2"  
(Low Profile Horizontal)

Specifications are subject to change without notice

CMODEPOT 5/97

# Common Mode Inductors

## SEMI-POTTED VERTICAL STYLE

Single Layer Windings with Spacers specially designed by Rhombus Industries to provide 3mm Creepage and Clearance for International Safety Compliance.

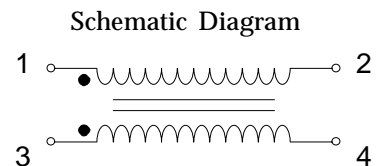
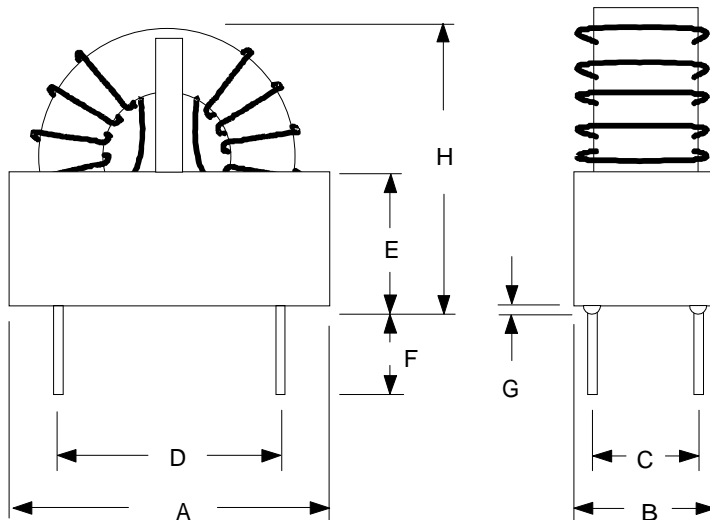
Designed to prevent noise emission in switching power supplies at input.

Windings balanced to 1%

Isolation 1250 VRMS

Materials used in the construction of these parts are UL 94 VO and are rated at 130° C or better

Part Number Vertical	I Max. (A)	L mHy Min. @ 1 KHz	Test Level $V_{RMS}$ @ 1 KHz	$L_L$ Max. ( $\mu$ H)	DCR Max. (m $\Omega$ )	Leads (AWG)	Size Code
L-251	1.8	10	0.50	130	240	20	V1
L-252	3.5	3	0.20	35	60	20	V1
L-253	6.0	1	0.08	12	20	19	V1
L-254	2.6	16	1.00	180	160	18	V2
L-255	3.2	8	0.50	90	120	18	V2
L-256	5.2	4	0.20	45	40	19	V2
L-257	7.5	2	0.08	25	20	17	V2



**NEW!**



Size Code	Typical Dimension in Inches							
	A	B	C	D	E	F	G	H
V1	1.150	0.550	0.400	0.800	0.450	0.200	.015	1.150
V2	1.440	0.800	0.600	0.900	0.700	0.200	.030	1.500