

Common Mode Inductors

Toroidal Style

Designed for Switching Power Supply Applications.

Especially useful in the 100 kHz to 300kHz Range.

1250 V_{RMS} HI-POT

Single Layer Windings with Spacers specially designed by Rhombus Industries to provide 3mm Creepage and Clearance for International Safety Compliance.

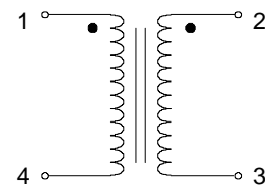
Operating Temperature: These parts are made with materials rated for 130°C minimum, and these components can be safely operated up to 130°C. *

Part Number	L Min. (μH)	DCR Max. (mΩ)	I Max. (A)	L _t typ. (μH)	SRF (kHz)	Size Code
L-14100	3500	150	1.3	62	500	A
L-14101	1700	65	2.0	32	850	A
L-14102	1000	36	3.2	22	1250	A
L-14103	750	22	5.0	19	1300	A
L-14104	275	8	13.0	8	2000	A
L-14105	10800	290	1.30	165	125	B
L-14106	7000	150	2.00	100	225	B
L-14107	3700	80	3.20	60	400	B
L-14108	2200	40	5.00	35	600	B
L-14109	580	10	13.00	10	1150	B

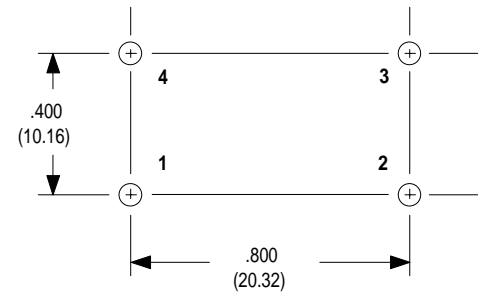
* AMBIENT + TEMPERATURE RISE. In addition, inductance will be effected by an increase in temperature. Typically:

20% increase to 50°C
40% increase to 100°C
65% increase to 130°C

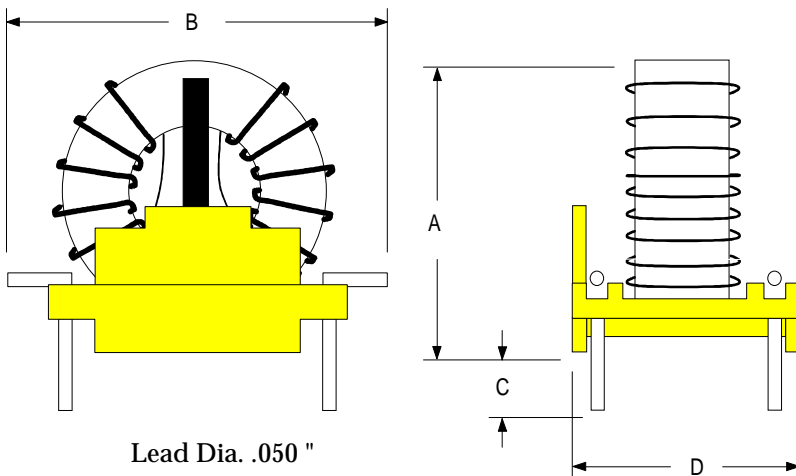
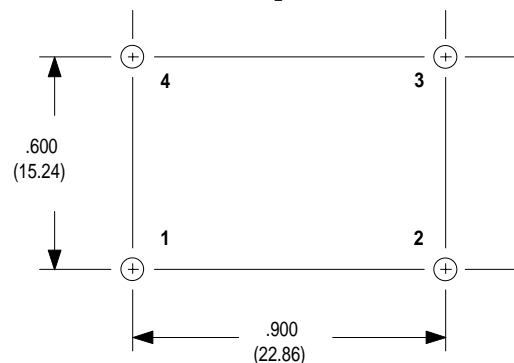
Schematic



Footprint "A"



Footprint "B"



Size Code	Dimensions in Inches (mm)			
	A	B	C	D
A	1.23 (31.2)	1.25 (31.8)	.200 (5.08)	.625 (15.88)
B	1.40 (35.6)	1.40 (35.6)	.200 (5.08)	.900 (22.86)

Specifications are subject to change without notice

CMODE-T - 5/97