

Features

- Ceramic coaxial resonator, low phase noise
- Frequency range 500-4500MHz
- Linear tuning
- Two package option
With buffer amplifier, 50W Impedance
- RoHS compliant, SMT package



Applications

- GSM WCDMA, TD-SCDMA Wireless communication
- Digital, satllitic Tv
- Point to point radio
- Test equipment

To order

MCRO 1878

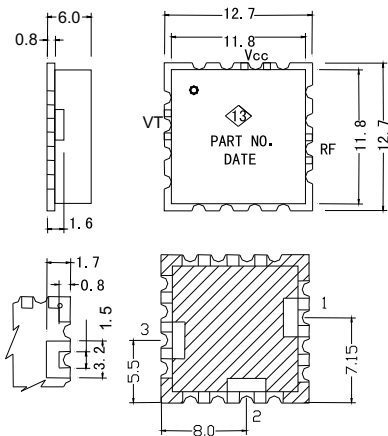
① ②

①: Series name

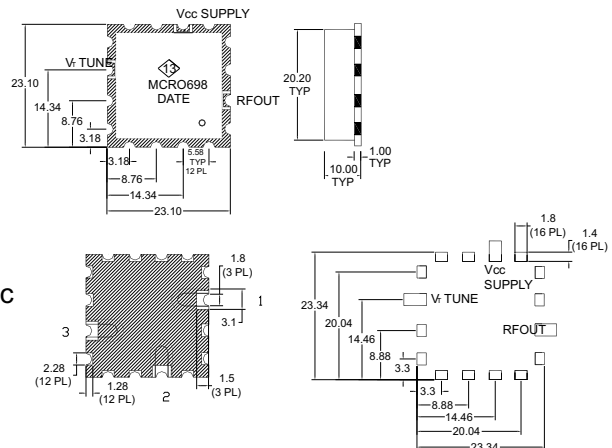
②: Centre frequency

Package

SM-1B Outline drawing



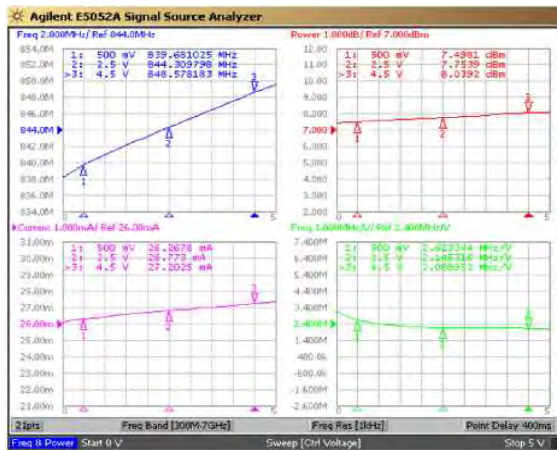
SM-2 Outline drawing



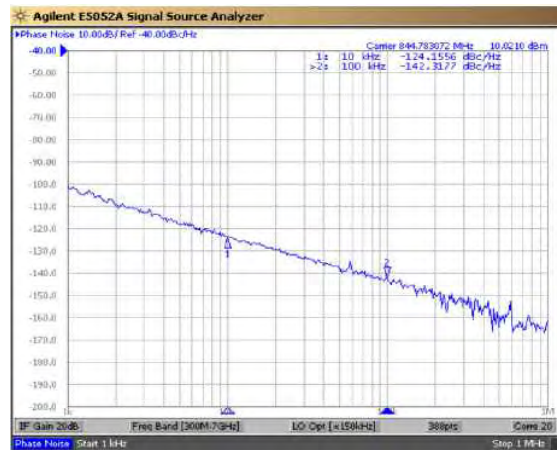
Pin function:
Output RfOut
Power supply Vcc
Tuning port VT
Others are GND

Part number	Frequency range f(MHz)	Output power Po (dBm)	Tuning voltage Vr (V)	Tuning sensitivity Sv(MHz/V) Typ	Harmonic (dB) Typ	Phase noise Sj (dBc/Hz) fm = 10KHz Typ	Phase noise Sj (dBc/Hz) fm = 1MHz Typ	Freq drift MHz -20~+70 °C Typ	Supply voltage Vcc (V)	Supply current Icc (mA) max	Package
MCRO698	681 - 716	7±2	0.5 - 9.0	5	- 12	- 118	- 158	1.5	8	25	SM-2
MCRO845	844 - 846	8±2	0.5 - 4.5	2	- 12	- 124	- 164	2.0	8	30	SM-2
MCRO1605	1600 - 1610	5± 2	0.5 - 4.5	8	- 12	- 118	- 158	3.0	5	30	SM-1B
MCRO1878	1870 - 1885	4± 2	0.5 - 4.5	10	- 20	- 115	- 155	3.0	5	20	SM-1B
MCRO2000	1995 - 2005	5± 2	0.5 - 4.5	5	- 20	- 115	- 155	3.0	5	27	SM-1B
MCRO2500	2480 - 2520	5± 2	0.5 - 4.5	15	-20	- 11 5	- 155	3.5	5	27	SM-1B
MCRO3035	3030 - 3040	5± 2	0.5 - 4.5	5	- 20	- 118	- 158	4.0	5	30	SM-1B
MCRO3228	3200 - 3255	9±2	0.5 - 4.5	20	- 20	- 112	- 152	4.0	9	30	SM-1B
MCRO3600	3590 - 3610	6±2	0.5 - 4.5	10	- 20	- 110	- 150	5.0	5	30	SM-1B
MCRO3800	3795 - 1805	8±2	0.5 - 4.5	5	- 20	- 110	- 150	5.0	5	30	SM-1B
MCRO4400	4395 - 4405	3±2	0.5 - 4.5	5	- 20	- 108	- 148	6.0	5	30	SM-1B

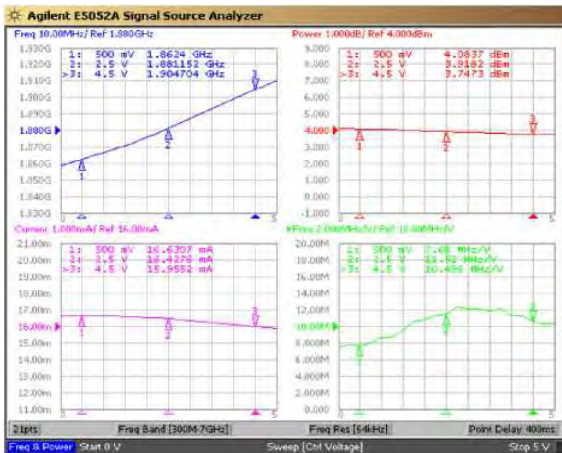
Typical Performance (measured by Agilent E5052A)



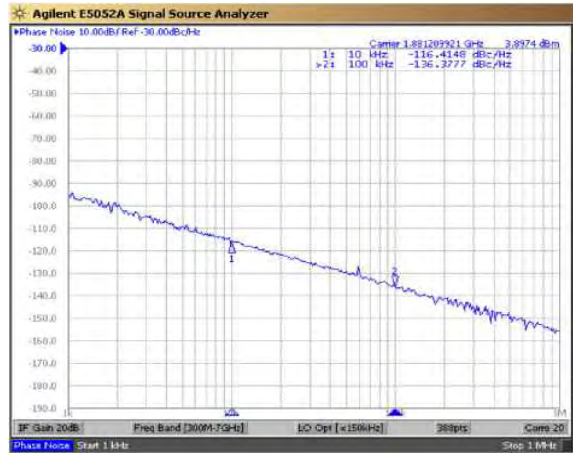
MCRO845 Frequency, output power, tuning sensitivity and current vs. Tuning voltage



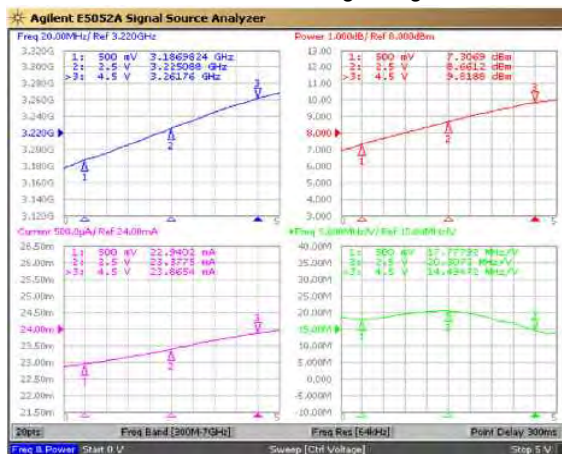
Phase noise of MCRO845



MCRO1878 Frequency, output power, tuning sensitivity and current vs. Tuning voltage



Phase noise of MCRO1878



MCRO3228 Frequency, output power, tuning sensitivity and current vs. Tuning voltage



Phase noise of MCRO3228

- Notes:
1. Custom design available, frequency cover 500~4500MHz, relative bandwidth 1~5%.
 2. Operating temp range -20~+70°C (-40~+85°C Available), Storage temp -45~+100°C.
 3. Max reflowing temp: 230°C±5°C (10s)
 4. Two packages options
 5. ESD sensitive, observe handling precautions.