

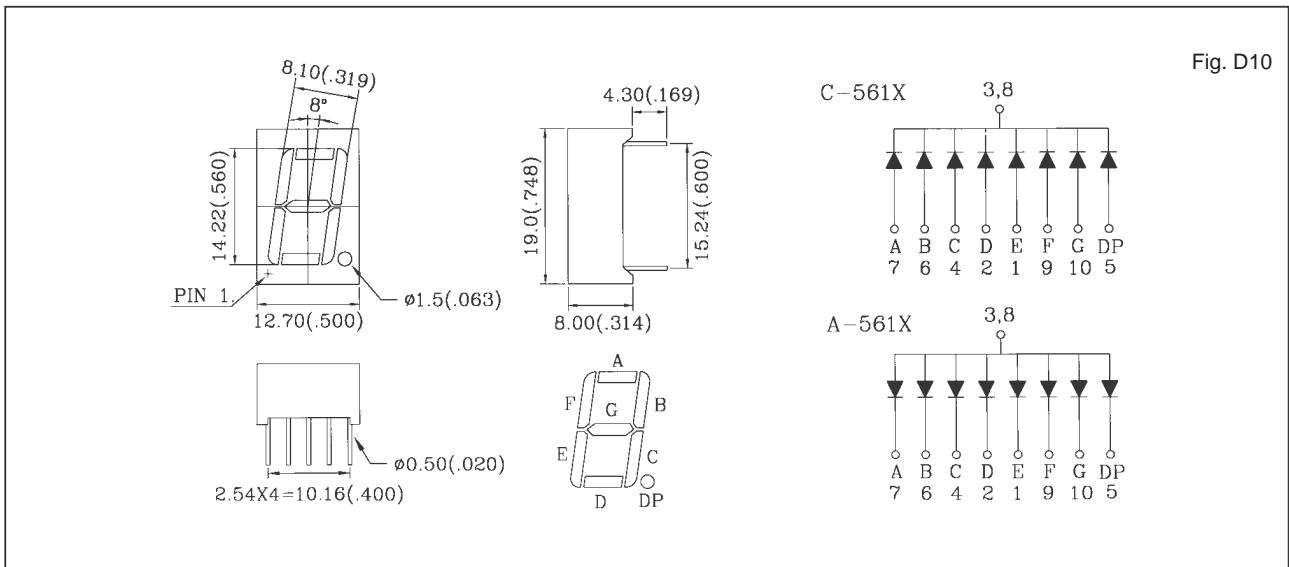
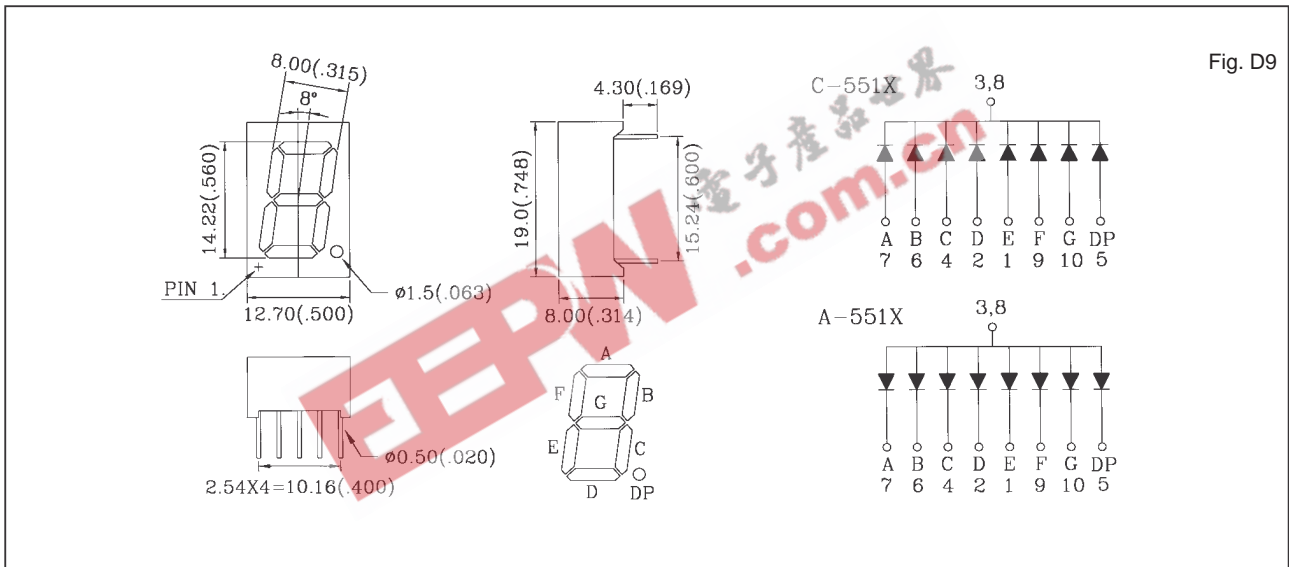


**C/A-551X, C/A-561X SINGLE DIGIT DISPLAY**

Shape	Part No.		Chip		Wave Length $\lambda_p$ (nm)	Electro-Optical Characteristics			Fig.No.
	Common Cathode	Common Anode	Raw Material	Emitted Color		Vf(V)20mA		Iv(ucd)10mA	
						Typ.	Max.	Typ.	
	C-551H	A-551H	GaP	Red	700	2.3	2.8	700	D9
	C-551E	A-551E	GaAsP/GaP	Hi.effi Red	635	2.1	2.8	2000	
	C-551G	A-551G	GaP	Green	565	2.2	2.8	2000	
	C-551Y	A-551Y	GaAsP/GaP	Yellow	585	2.1	2.8	1600	
	C-551SR	A-551SR	GaAlAs	Super Red	660	1.8	2.2	21000	
	C-561H	A-561H	GaP	Red	700	2.3	2.8	700	D10
	C-561E	A-561E	GaAsP/GaP	Hi.effi Red	635	2.1	2.8	2000	
	C-561G	A-561G	GaP	Green	565	2.1	2.8	2000	
	C-561Y	A-561Y	GaAsP/GaP	Yellow	585	2.1	2.8	1600	
	C-561SR	A-561SR	GaAlAs	Super Red	660	1.8	2.2	21000	



1. All dimension are in millimeters (inches).
2. Tolerance is  $\pm 0.25$  mm (0.01") unless otherwise specified.