

A-25-1

DISTINCTIVE FEATURES

Antirotation feature is standard on noncylindrical levers.

Antijamming design on toggle switches protects contacts from damage due to excessive downward force on the actuator.

High torque bushing construction prevents rotation or separation from frame during installation.

Stainless steel frame resists corrosion.

Patented silver contacts of specially composed alloy for hardness.

High insulating barriers, formed in the molded diallylphthalate case, increase isolation of circuits in multipole devices and provide added protection to contact points.

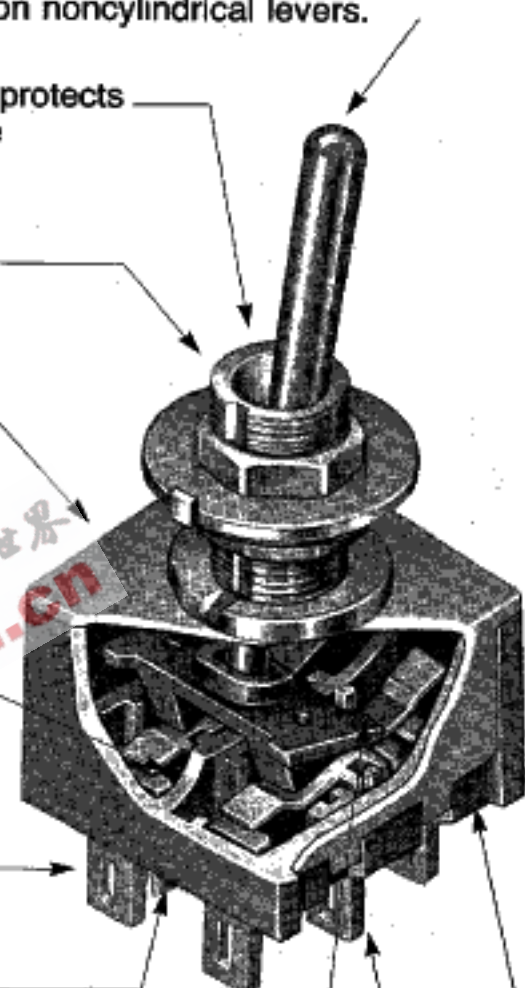
Epoxy sealed terminals prevent entry of solder flux and other contaminants.

Prominent external insulating barriers increase insulation resistance and dielectric strength.


Interlocked actuator block prevents switch failure due to biased lever movement.

Longer center solder lug terminal simplifies wiring and soldering.

Clinching of the frame to the case well above the base and terminals provides 1500V dielectric strength.



Actual Size



SUBMINIATURE/MULTI-FUNCTION

GENERAL SPECIFICATIONS

| | |
|--|---|
| Electrical Capacity: (Resistive Load) | 6A @ 125V AC & 3A @ 250V AC 6A @ 30V DC 0.4VA maximum @ 28V AC/DC maximum (Applicable Range 0.1mA ~ 0.1A @ 20mV ~ 28V) |
| Contact Resistance: | 10 milliohms maximum for silver 20 milliohms maximum for gold |
| Insulation Resistance: | 1,000 megohms minimum @ 500V DC |
| Dielectric Strength: | 1,000V AC minimum between contacts 1,500V AC minimum between contacts and case |
| Mechanical Life: | 100,000 operations minimum 50,000 operations minimum for flat, locking, & splashproof devices |
| Electrical Life: | 25,000 operations minimum for silver 50,000 operations minimum for gold |
| Ambient Temp Range: | -15°C through +85°C (+5°F through +185°F) Optional low temperature lubricant available |
| Toggle Angle of Throw: | 25° |
| Nominal Operating Force: | 400 grams for Single Pole 450 grams for Double Pole 700 grams for Three Pole 800 grams for Four Pole |

MATERIALS & FINISHES

| | |
|---------------------|--|
| Toggle | Brass with chrome plating |
| Bushing | Brass with nickel plating |
| Frame | Stainless steel |
| Case | Diallylphthalate resin (UL 94V-0) |
| Movable Contactor | Phosphor bronze with silver or gold plating* |
| Movable Contacts | Silver alloy (code W); or silver alloy with gold plating* over nickel (code A); or copper with gold plating* over nickel (code G) |
| Stationary Contacts | Silver with silver plating (code W); or silver with gold plating* over nickel (code A); or copper or brass with gold plating* over nickel (code G) |
| Terminals | Copper or brass with silver plating; or copper or brass with gold plating over nickel |

* Gold plating on contacts is 1 micron minimum.

BIAS GUARD

When the lever is pushed in a diagonal direction instead of the mechanism's direction of operation, biased movement is transmitted to the actuator block and causes misalignment of contacts. However, internal construction of the M Series case prevents this biased movement.

ANTIROTATION DESIGN

Three of the M Series toggle types are designed with the antirotation feature: the flatted toggles which are coded E, E2, E3, E4, F and R; the locking levers L and L1; and the snap top toggles which receive the paddle cap and which are coded K1 and K2.

The bottom portion of all these toggles has two flatted sides which fit into a complementary opening inside the bushing. Turning of the toggle is prevented by the specially designed fit of these two structures.



NKK®
switches

• 7850 E. Gelding Dr. • Scottsdale, AZ 85260 • Phone (602) 991-0942 • Fax (602) 998-1435

SUBMINIATURE/MULTI-FUNCTION/UNBRACKETED

TYPICAL UNBRACKETED

M20

1

3

S

S1

POLES

| | |
|---|----------------------|
| 1 | SPST SPDT |
| 2 | DPST DPDT SP3T |
| 3 | 3PDT |
| 4 | 4PDT DP3T |

TOGGLES

| | |
|-----|-------------------------------|
| S | .413" Bat |
| S2 | .200" Bat |
| S3 | .256" Bat |
| E | .450" Flatted |
| E2 | .256" Flatted |
| E3 | .646" Flatted |
| *E4 | .840" Flatted |
| F | .450" Flatted for Splashproof |
| Q | .550" Cone |
| Q2 | .640" Cone |
| *Q4 | .840" Cone |
| M | .748" Column |
| *C | .571" Color Tipped Cone |
| *D | .840" Color Capped Cone |
| *N | .748" Color Tipped Column |
| K1 | .370" Paddle |
| K2 | .559" Paddle |

Toggle dimensions are based on use with .350" bushing; add .070" to toggle length when combining with a .280" bushing. Specify cap color for toggles C, D, N, K1 & K2 at the end of the part number.
* Available on 1 & 2 pole only.

| | |
|----|--------------------------|
| L | .201" Dia. Locking Lever |
| L1 | .214" Dia. Locking Lever |

| | |
|----|---------------------|
| B | .453" Large Bat |
| B2 | .689" Large Bat |
| R | .610" Large Flatted |

BUSHINGS

| | |
|--|--|
| 1/4"-40 Dia. Threaded & .244 Dia. Smooth | |
| S1 | .350" Threaded with Keyway |
| S2 | .350" Smooth with Keyway |
| D1 | .350" Threaded with D Flat |
| A1 | .280" Threaded with Keyway |
| A2 | .280" Smooth with Keyway |
| D3 | .350" Threaded Splashproof with D Flat (combines only with S, S3, and F toggles) |
| 6mm Diameter Threaded | |
| S4 | .350" Threaded with Keyway |

| | |
|---|---|
| 1/4"-40 Dia. Threaded & .244" Dia. Smooth | |
| L1 | Threaded with Keyway for Lever |
| L2 | Smooth with Keyway for Lever |
| L3 | .295" Threaded Splashproof with D Flat for Lever Lock |

| | |
|------------------------|--|
| 12mm Diameter Threaded | |
| B1 | Large .472" Threaded with Keyway |
| B3 | Large .472" Threaded Splashproof with D Flat |

CIRCUITS

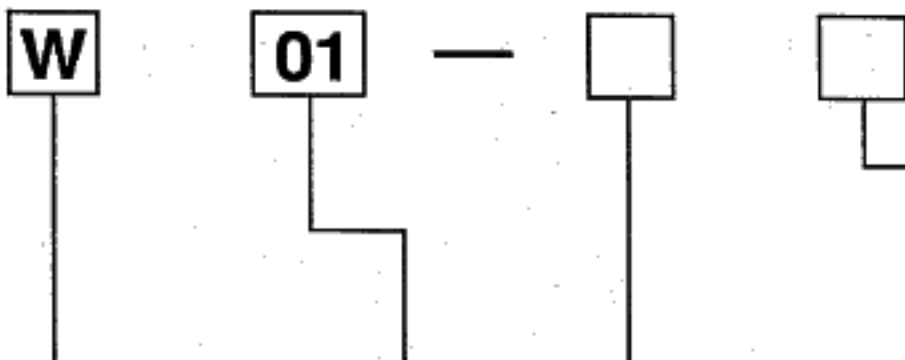
| | | | |
|-----|------|------|------|
| *1 | ON | NONE | OFF |
| 2 | ON | NONE | ON |
| 3 | ON | OFF | ON |
| 5 | ON | NONE | (ON) |
| 8 | (ON) | OFF | (ON) |
| 9 | ON | OFF | (ON) |
| **4 | ON | ON | ON |
| **6 | (ON) | ON | (ON) |
| **7 | ON | ON | (ON) |

() = Momentary

* ON-NONE-OFF circuit available in 1- and 2-pole only.

** 3-ON circuits available with 2- and 4- pole bases only.

SWITCH ORDERING EXAMPLE



| CONTACT MATERIALS & RATINGS | |
|-----------------------------|--|
| W | Silver Rated 6A @ 125V AC & 3A @ 250V AC |
| A | Gold over Silver Rated 6A @ 125 AC & 0.4VA max @ 28V AC/DC max |
| G | Gold Rated 0.4VA max @ 28V AC/DC max |

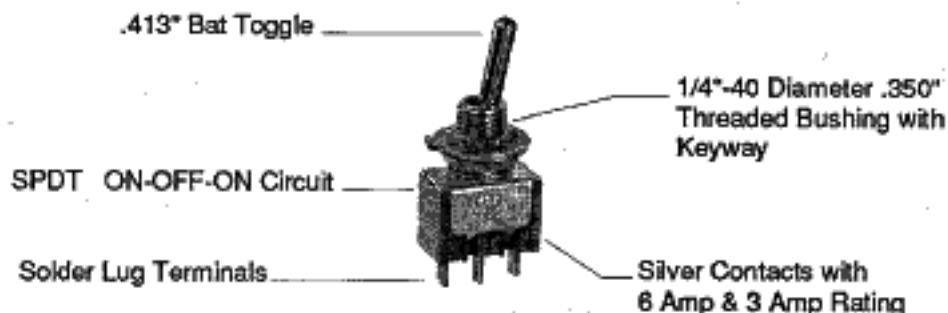
| OPTIONAL CAPS | |
|---------------|------------------------------|
| B | For S Bat Toggle |
| C | Conical Cap for S Bat Toggle |
| R | For B Toggle |
| V | For B2 Toggle |

| CAP COLORS | |
|------------|--------|
| A | Black |
| B | White |
| C | Red |
| E | Yellow |
| F | Green |
| G | Blue |

| TERMINALS | |
|-----------|-------------------|
| 01 | Solder Lug |
| 02 | Quick Connect |
| 03 | .250" Straight PC |
| 05 | .425" Wirewrap |
| 06 | .750" Wirewrap |
| 07 | .964" Wirewrap |
| 08 | 1.062" Wirewrap |

DESCRIPTION FOR TYPICAL ORDERING EXAMPLE (M2013SS1W01)

SERIES M TOGGLE



IMPORTANT: Switches are supplied without UL & CSA marking unless specified. See Supplement for instructions.

SUBMINIATURE/MULTI-FUNCTION/UNBRACKETED

POLES AND CIRCUITS

| POLE & THROW | MODEL | TOGGLE POSITION & TERMINAL NUMBERS | | | SCHEMATICS |
|--|--------|--|-------------------|--|---|
| | | () = Momentary | | | |
| | | Down | Center | Up | |
| SPST | M2011 | ON | NONE | OFF | |
| CONNECTED TERMINALS | | 2-3 | OPEN | OPEN | |
| SPDT | M2012 | ON | NONE | ON | |
| | M2013 | ON | OFF | ON | |
| | M2015* | ON | NONE | (ON) | |
| | M2018 | (ON) | OFF | (ON) | |
| | M2019* | ON | OFF | (ON) | |
| CONNECTED TERMINALS | | 2-3 | OPEN | 2-1 | |
| DPST | M2021 | ON | NONE | OFF | |
| CONNECTED TERMINALS | | 2-3 5-6 | OPEN | OPEN | |
| DPDT | M2022 | ON | NONE | ON | |
| | M2023 | ON | OFF | ON | |
| | M2025* | ON | NONE | (ON) | |
| | M2028 | (ON) | OFF | (ON) | |
| | M2029* | ON | OFF | (ON) | |
| CONNECTED TERMINALS | | 2-3 5-6 | OPEN | 2-1 5-4 | |
| 3PDT | M2032 | ON | NONE | ON | |
| | M2033 | ON | OFF | ON | |
| | M2035 | ON | NONE | (ON) | |
| | M2038 | (ON) | OFF | (ON) | |
| | M2039 | ON | OFF | (ON) | |
| CONNECTED TERMINALS | | 2-3 5-6 8-9 | OPEN | 2-1 5-4 8-7 | |
| 4PDT | M2042 | ON | NONE | ON | |
| | M2043 | ON | OFF | ON | |
| | M2045 | ON | NONE | (ON) | |
| | M2048 | (ON) | OFF | (ON) | |
| | M2049 | ON | OFF | (ON) | |
| CONNECTED TERMINALS | | 2-3 5-6 8-9 11-12 | OPEN | 2-1 5-4 8-7 11-10 | |
| | | * Reverse circuits available upon request. | | Terminal numbers are not actually on switches. | |
| SP3T | M2024 | ON | ON | ON | The SP3T model is a conversion of the DPDT |
| | M2026 | (ON) | ON | (ON) | |
| M2027 | ON | ON | ON | | |
| CONNECTED TERMINALS W/O EXTERNAL CONNECTIONS | | 2-3 5-6 | 2-3 5-4 | 2-1 5-4 | |
| SCHEMATIC WITH EXTERNAL CONNECTIONS | | | | | |
| DP3T | M2044 | ON | ON | ON | The DP3T model is a conversion of the 4PDT |
| | M2046 | (ON) | ON | (ON) | |
| M2047 | ON | ON | (ON) | | |
| CONNECTED TERMINALS W/O EXTERNAL CONNECTIONS | | 2-3 5-6 8-9 11-12 | 2-3 5-4 8-9 11-10 | 2-1 5-4 8-7 11-10 | |
| SCHEMATIC WITH EXTERNAL CONNECTIONS | | | | | The external connection must be made during installation. |

M8

nhk

switches

• 7850 E. Gelding Dr. • Scottsdale, AZ 85260 • Phone (602) 991-0942 • Fax (602) 998-1435

SUBMINIATURE/MULTI-FUNCTION/UNBRACKETED

TOGGLES

All the toggles are brass with a standard finish of bright chrome; satin chrome and black finishes are available on request to the factory. Toggle dimensions are based on combination with the .350" bushing; add .070" to toggle length when combined with the .280" bushing.

| | | | | |
|---|---|---|--|---|
| <p>S .413" Bat</p> | <p>S2 .200" Bat</p> | <p>S3 .256" Bat</p> | <p>E .450" Flatted</p> | <p>E2 .256" Flatted</p> |
| <p>E3 .646" Flatted</p> | <p>E4 .840" Flatted (available on 1 & 2-pole only)</p> | <p>F .450" Flatted for Splashproof</p> | <p>Q .550" Cone</p> | <p>Q2 .640" Cone</p> |
| <p>Q4 .840" Cone (available on 1 & 2-pole only)</p> | <p>M .748" Column</p> | <p>C .571" Color Tipped Cone (available on 1 & 2-pole only)</p> <p>Supplied with Cap AT445 Polycarbonate</p> | <p>D .840" Color Capped Cone (available on 1 & 2-pole only)</p> <p>Supplied with Cap AT460 Polyethylene</p> | <p>N .748" Color Tipped Cone (available on 1 & 2-pole only)</p> <p>Supplied with Cap AT441 Polypropylene</p> |
| <p>K1 .370" Paddle Supplied with Cap AT467 Nylon</p> | | <p>K2 .559" Paddle Supplied with Cap AT468 Nylon</p> | | |

Colors Available: A Black B White C Red E Yellow F Green G Blue
(H Gray is also available for AT467 & AT468)

For toggles C, D, N, K1 & K2 the cap color code must be specified at the end of the part number.

SUBMINIATURE/MULTI-FUNCTION/UNBRACKETED

TOGGLES

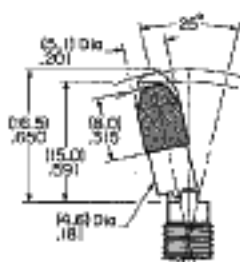
Locking toggles are brass with chrome plating, while the standard caps supplied with these toggles are nickel plated. A color code must be specified at the end of the part number to order the optional colored or brushed aluminum caps. Locking toggles can be combined only with L1, L2, and L3 bushings.

L .201" Dia. Locking Lever

Supplied with Cap AT427

Standard: Nickel Plated Brass

Optional: Colored or Brushed Aluminum

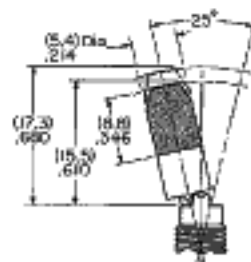


L1 .214" Dia. Locking Lever

Supplied with Cap AT076

Standard: Nickel Plated Brass

Optional: Colored or Brushed Aluminum



Colors & Finish for Optional Aluminum: A Black C Red G Blue 9 Brushed Aluminum

LOCKING MECHANISM



Circuit Code 2
2 Position Lock



Circuit Code 5
1 Position Lock



Circuit Codes 7 and 9
2 Position Lock



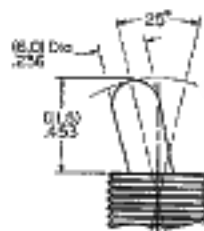
Circuit Codes 3 and 4
2 Position Lock



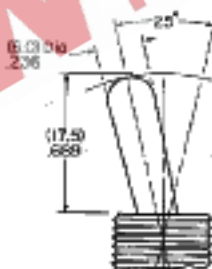
Circuit Codes 6 and 8
1 Position Lock

Large toggles are brass with a standard finish of bright chrome; satin chrome and black finishes are available on request to the factory. These large toggles can be combined only with 12mm bushings.

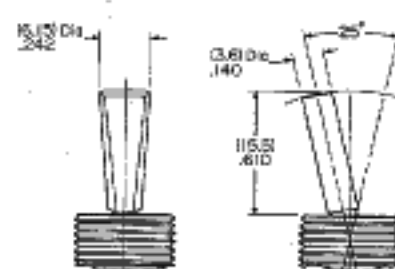
B .453" Large Bat



B2 .689" Large Bat



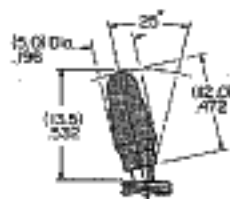
R .610 Large Flatted



OPTIONAL CAPS

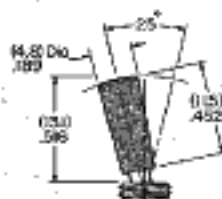
B AT415 For S Bat Toggle

Polyethylene



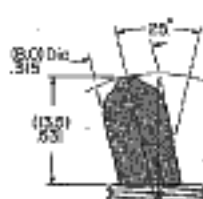
C AT444 Conical Cap for S Bat Toggle

Polyethylene



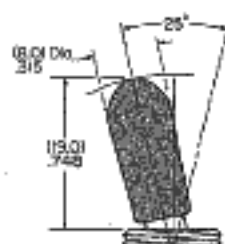
R AT434 For B Toggle

Vinyl Chloride



V AT406 For B2 Toggle

Vinyl Chloride



Colors Available:

A Black

B White

C Red

E Yellow

F Green

G Blue

SUBMINIATURE/MULTI-FUNCTION/UNBRACKETED

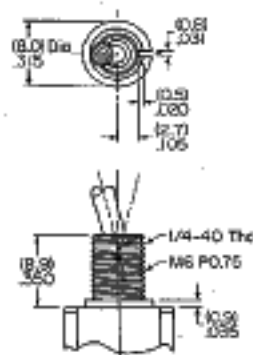
BUSHINGS

1/4"-40 Diameter & 6mm Threaded & .244" Diameter Smooth

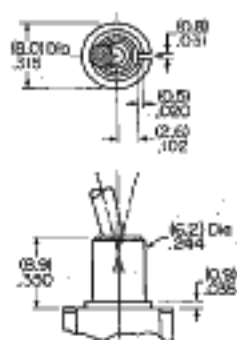
12mm Diameter Thread

.350" Threaded w/Keyway

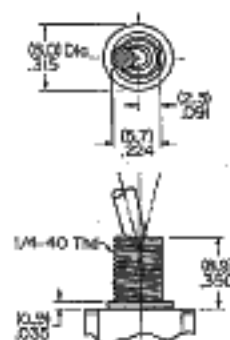
S1 1/4"-40 **S4** 6mm



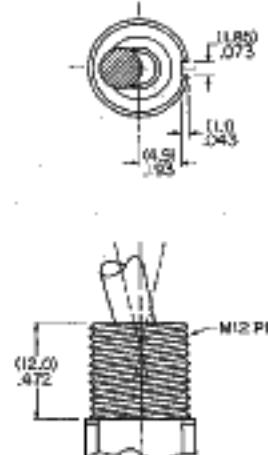
S2 .350" Smooth w/Keyway



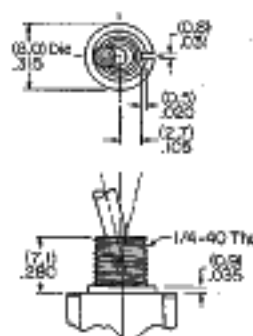
D1 .350" Threaded w/D Flat



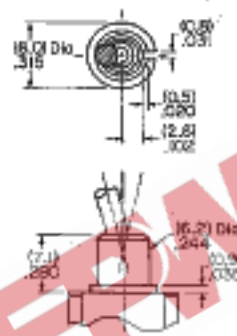
B1 Large .472" Threaded w/Keyway



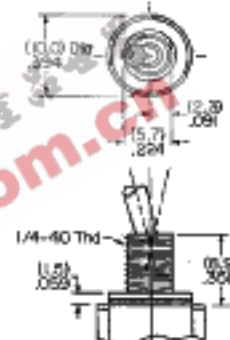
A1 .280" Threaded w/Keyway



A2 .280" Smooth w/Keyway

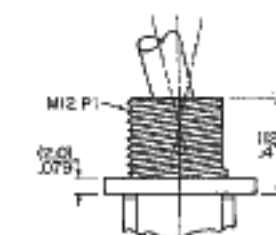
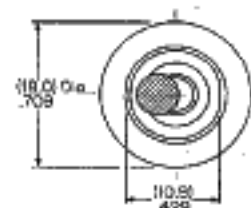


D3 .350" Threaded Splashproof w/D Flat

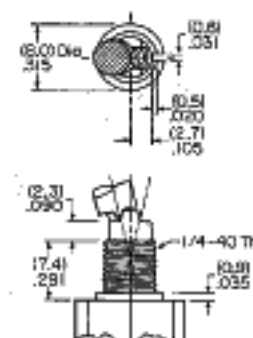


Combines only w/S, S2, S3, & F toggles.

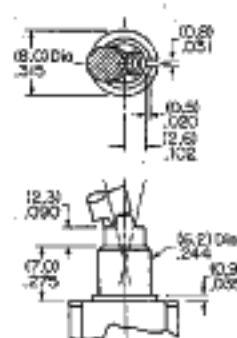
B3 Large .472" Threaded Splashproof w/D Flat



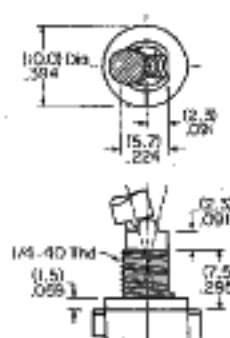
L1 Threaded w/Keyway for Lever Lock



L2 Smooth w/Keyway for Lever Lock



L3 .295" Threaded Splashproof w/D Flat for Lever Lock



CONTACT MATERIALS & RATINGS

W Silver over Silver
Rated 6A @ 125V AC
& 3A @ 250V AC

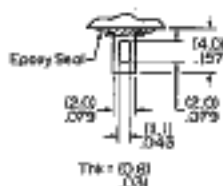
A Gold over Silver
Rated 6A @ 125V AC
& 0.4VA maximum @
28V maximum AC/DC

G Gold over Brass or Copper
Rated 0.4VA maximum @
28V maximum AC/DC

SUBMINIATURE/MULTI-FUNCTION/UNBRACKETED

TERMINALS & FOOTPRINTS

01 Solder Lug

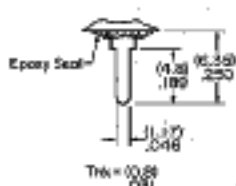


02 .062" Wide Quick Connect



Typical mating connector
AMP #60900-1

03 .250" Straight PC



Wirewrap

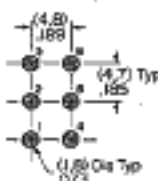
- 05** .425" (10.8mm)
- 06** .750" (19.05mm)
- 07** .964" (24.5mm)
- 08** 1.062" (27.0mm)

Dim. A = above terminal length

Single Pole



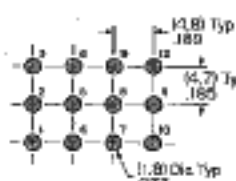
Double Pole



Three Pole



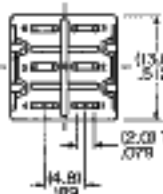
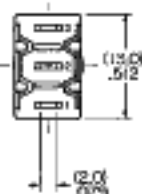
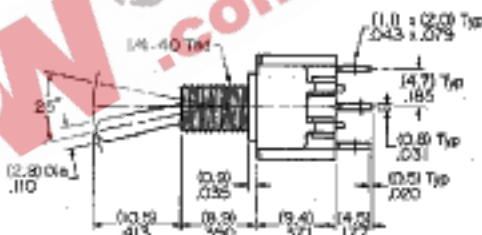
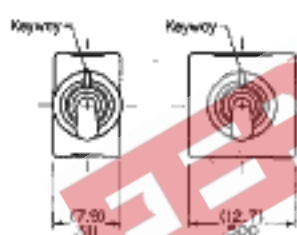
Four Pole



Soldering Time & Temperature Limits:
3 seconds at 350°C or
5 seconds at 270°C.

Wiring Specs:
Solder lug terminals have a
.043" X .079" oblong hole which accommodates
1 solid 18-gauge wire or 2 solid or stranded 20-gauge wires.

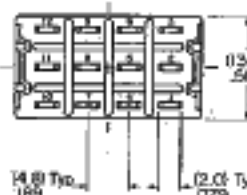
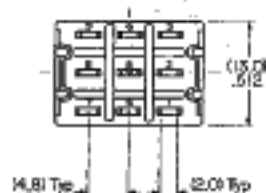
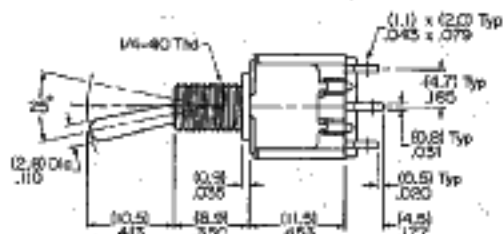
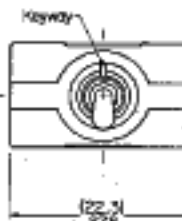
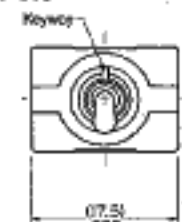
Solder Lug/Single & Double Pole



M2012SS1W01 Model Shown

M2011 & M2021 models do not have terminals

Solder Lug/Three & Four Pole



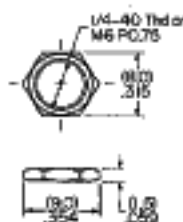
M2042SS1W01 Model Shown

SUBMINIATURE/MULTI-FUNCTION/UNBRACKETED

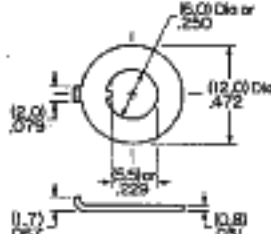
STANDARD HARDWARE

For 1/4"-40 & 6mm Diameter Bushings

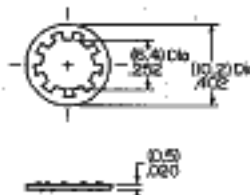
AT513H for Inch
AT513M for Metric
Hex Nut (2 per switch)
Nickel/Brass



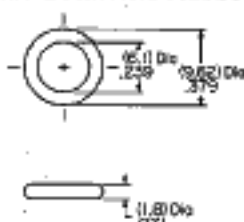
AT507H for Inch
AT507M for Metric
Locking Ring (1 per switch)
Steel with Chromate/Zinc



AT509
Lockwasher (1 per switch)
Steel with Chromate/Zinc

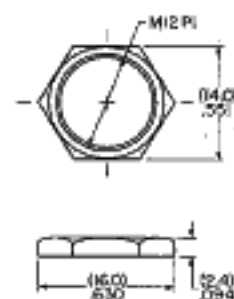


AT516
O-ring for Splashproof
Models (1 per switch)
Nitrile Butadiene Rubber

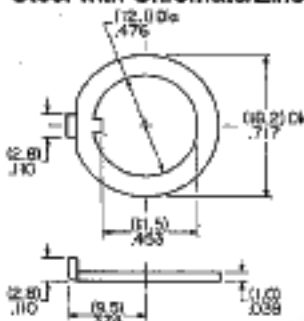


12mm Diameter Bushing

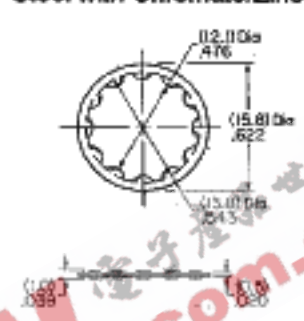
AT503M
Hex Face Nut
Chrome/Brass



AT506M
Locking Ring
Steel with Chromate/Zinc



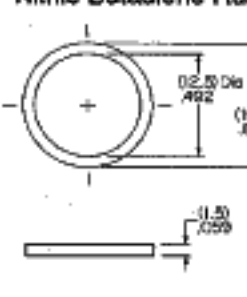
AT508
Lockwasher
Steel with Chromate/Zinc



AT527M
Hex Nut
Nickel/Steel



AT537
O-ring for
Splashproof Model
Nitrile Butadiene Rubber



OPTIONAL HARDWARE & ACCESSORIES

Various optional knurled or dress nuts and ON-OFF plates are available, as illustrated in the hardware & accessories section.

MAXIMUM EFFECTIVE PANEL THICKNESS & CUTOUTS

For 1/4"-40 & 6mm Diameter Bushings

| Threaded Length ▼ | Hardware ▶ | Standard | W/O Bottom Hex Nut | W/O Locking Ring | W/O L. Ring & Bottom Hex Nut | W/One Hex Nut O-ring (Splashproof) |
|----------------------|---------------------|-------------|-----------------------|---------------------|---------------------------------|---------------------------------------|
| .315" | Panel Thickness: | 2.6mm/.102" | 4.7mm/.185" | 3.4mm/.134" | 5.5mm/.216" | 4.9mm/.193" |
| .245" | | 0.8mm/.031" | 2.9mm/.114" | 1.8mm/.063" | 3.7mm/.146" | Not Available |
| .221" Locking | | 1.2mm/.047" | 3.2mm/.126" | 2.0mm/.079" | 4.0mm/.157" | 3.5mm/.138" |
| | Cutout: | | | | | |

For 12mm Diameter Bushing

| Panel Thickness: | Standard | W/O Bottom Hex Nut | W/O Locking Ring | W/O L. Ring & Bottom Hex Nut | W/One Hex Nut O-ring (Splashproof) |
|------------------|-------------|-----------------------|---------------------|---------------------------------|---------------------------------------|
| .393" | 5.5mm/.216" | 7.5mm/.295" | 6.5mm/.256" | 8.5mm/.335" | 6.5mm/.256" |
| Cutout: | | | | | |