

AZ726

MINIATURE POWER RELAY

FEATURES

- AC coils
- Dielectric strength 5000 Vrms
- Low cost
- Flux tight package
- 16 Amp switching - single pole contacts
- Isolation spacing greater than 8mm
- Molded materials: all 94V-0
- UL and Canadian file E43203



CONTACTS

Arrangement	SPST (1 Form A) SPDT (1 Form C)
Ratings	Resistive load: Max. switched power: 480 W, 4000 VA Max. switched current: 16 A Max. switched voltage: 150 VDC/400 VAC Inductive load: (cosϕ =0.4) Max. switched power: 240W or 2000 VA Max. Switched current: 8A Max. switched voltage: 125VDC or 400 VAC <small>Note: If switching voltage is greater than 30 VDC, special precautions must be taken. Please contact the factory.</small>
Rated Load UL, CUR	16 A 250 VAC, resistive
Min. Load	5 VDC, .01A
Material	Silver alloy
Resistance	30 milliohms initially (6V, 1A method)

COIL

Power At Pickup Voltage (typical)	576 mW
Max. Continuous Dissipation	1.5 W at 20°C (68°F) ambient 1.2 W at 40°C (104°F) ambient
Temperature Rise	36°C (65°F) at nominal coil voltage
Temperature	Max. 105°C (221°F)

NOTES

1. All values at 20°C (68°F).
2. Relay may pull in with less than "Must Operate" value.
3. Specifications subject to change without notice.

GENERAL DATA

Life Expectancy Mechanical Electrical	Minimum operations 1 x 10 ⁷ 1 x 10 ⁵ at rated load
Operate Time (typical)	8 ms at nominal coil voltage
Release Time (typical)	5 ms at nominal coil voltage (with no coil suppression)
Dielectric Strength (at sea level for 1 min.)	5000 Vrms coil to contact 1000 Vrms between open contacts
Insulation Resistance	1000 megohms min. at 20°C, 500 VDC 50% RH
Dropout	Greater than 30% of nominal coil voltage
Ambient Temperature Operating Storage	At nominal coil voltage -40°C (-40°F) to 70°C (158°F) -40°C (-40°F) to 105°C (221°F)
Vibration	0.062" DA at 10–55 Hz
Shock	10 g
Enclosure	PC (94V-0)
Terminals	Tinned copper alloy, P.C.
Max. Solder Temp.	270°C (518°F)
Max. Solder Time	5 seconds
Weight	17 grams

ZETTLER electronics


Logistic Design (UK) Limited. Unit 3, Eagle Centre Way, Luton LU4 9US www.zettlerrelay.com sales@zettlerrelay.com
Telephone +44 (0) 1582 599 600 Fax +44 (0) 1582 599 700

AZ726

RELAY ORDERING DATA

COIL SPECIFICATIONS - AC Coil					ORDER NUMBER	
Nominal Coil VAC	Must Operate VAC	Max. Continuous VAC	Nominal Current mA $\pm 10\%$	Coil Resistance $\pm 10\%$	Form A (SPST)	Form C (SPDT)
6	4.8	7.8	150.0	16	AZ726-1A-6A	AZ726-1C-6A
12	9.6	15.6	75.0	65	AZ726-1A-12A	AZ726-1C-12A
24	19.2	31.2	37.5	260	AZ726-1A-24A	AZ726-1C-24A
50	40.0	65.0	18.0	1130	AZ726-1A-50A	AZ726-1C-50A
110	88.0	143.0	10.6	4600	AZ726-1A-110A	AZ726-1C-110A
220	176.0	286.0	5.3	20200	AZ726-1A-220A	AZ726-1C-220A
230	184.0	299.0	3.6	24900	AZ726-1A-230A	AZ726-1C-230A

MECHANICAL DATA



Form A and C

14 (29)

.51 (.13)

.99 (25.2)

16 (4)

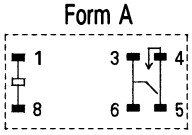
01 (.26)

Tolerance: ± 0.010 (0.26)

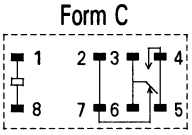
Terminal Number	Dimensions	Tol.	± 0.005 (0.13)
1	0.23 (0.58) x 0.23 (0.58)		
2	0.010 (0.4) x 0.040 (1.015)		
3	0.011 (0.28) x 0.040 (1.015)		
4	0.013 (0.330) x 0.040 (1.015)		

WIRING DIAGRAM (Bottom View)

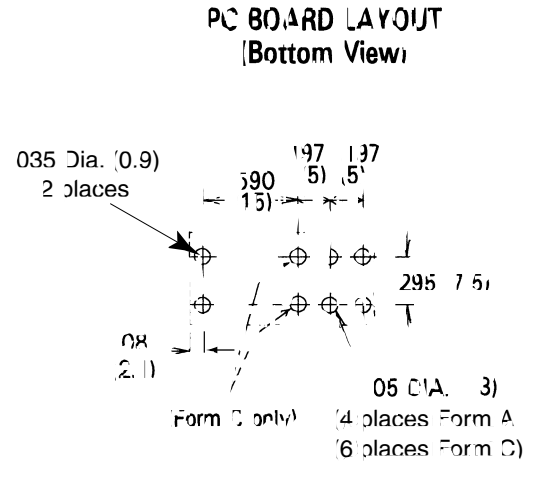
Form A



Form C



PC BOARD LAYOUT (Bottom View)



035 Dia. (0.9) 2 places

197 (5) 137 (5)

190 (15)

295 (7.5)

08 (2.1)

05 Dia. (3)

4 places Form A
6 places Form C

Dimensions in inches with metric equivalents in parentheses. Tolerance: ± 0.010 "

ZETTLER electronics

Logistic Design (UK) Limited, Unit 3, Eagle Centre Way, Luton LU4 9US www.zettlerrelay.com sales@zettlerrelay.com
Telephone +44 (0) 1582 599 600 Fax +44 (0) 1582 599 700

1998-10-28