


AZ957

SUBMINIATURE PC BOARD RELAY

FEATURES

- Subminiature size for high density packaging
- DIL pitch terminals
- Epoxy sealed for automatic wave soldering
- High sensitivity: 150 mW nominal with 96 mW pickup
- Meets FCC Part 68.302 1500 V lightning surge
- Meets FCC Part 68.304 1000 V dielectric
- UL, CUR file E43203



CONTACTS

Arrangement	SPDT (1 Form C) Crossbar contacts
Ratings	Resistive load: Max. switched power: 30 W or 62.5 VA Max. switched current: 1 A continuous 2 A (30 s, 50% duty) Max. switched voltage: 60 VDC* or 125 VAC * Note: If switching voltage is greater than 30 VDC, special precautions must be taken. Please contact the factory.
Rated Load UL, CUR	1.0 A at 30 VDC resistive 0.3 A at 60 VDC resistive 0.5 A at 125 VAC resistive
Material	Silver palladium, gold clad
Resistance	< 100 milliohms initially

GENERAL DATA

Life Expectancy Mechanical Electrical	Minimum operations 10 million operations 1 x 10 ⁵ at 0.5 A 120 VAC Res.
Operate Time (typical)	Standard: 3 ms at nominal coil voltage Sensitive: 5 ms at nominal coil voltage
Release Time (typical)	1 ms at nominal coil voltage (with no coil suppression)
Capacitance	Coil to contact: 7.0 pF Contact to contact: 7.0 pF
Bounce (typical)	At 10 mA contact current 2 ms at operate 8 ms at release
Dielectric Strength (at sea level for 1 min.)	1250 Vrms coil to contact 400 Vrms between open contacts Meets FCC Part 68.302 1500 V lightning surge Meets FCC Part 68.304 1000 V dielectric
Insulation Resistance	100 megohms min. at 20°C, 500 VDC, 50% RH
Dropout	Greater than 10% of nominal coil voltage
Ambient Temperature Operating Storage	At nominal coil voltage Standard: -40°C (-40°F) to 70°C (158°F) Sensitive: -40°C (-40°F) to 80°C (176°F) Both: -40°C (-40°F) to 105°C (221°F)
Vibration	0.13" (3.3 mm) DA at 10–55 Hz
Shock	10 g
Enclosure	P.E.T. polyester
Terminals	Tinned copper alloy
Max. Solder Temp.	270°C (518°F)
Max. Solder Time	5 seconds
Max. Immersion Time	30 seconds
Weight	2.2 grams
Packing unit in pcs	20 per plastic tube / 1000 per carton box

COIL

Power At Pickup Voltage (typical)	Standard coil: 128 mW Sensitive coil: 96 mW
Max. Continuous Dissipation	0.5 W at 20°C (68°F) ambient
Temperature Rise Standard coil Sensitive coil	33°C (59°F) at nominal coil voltage 25°C (45°F) at nominal coil voltage
Temperature	Max. 105°C (221°F)

NOTES

1. All values at 20°C (68°F).
2. Relay may pull in with less than "Must Operate" value.
3. Specifications subject to change without notice.

ZETTLER electronics GmbH

Junkersstrasse 3, D-82178 Puchheim, Germany

Tel. +49 89 800 97 0
Fax +49 89 800 97 200

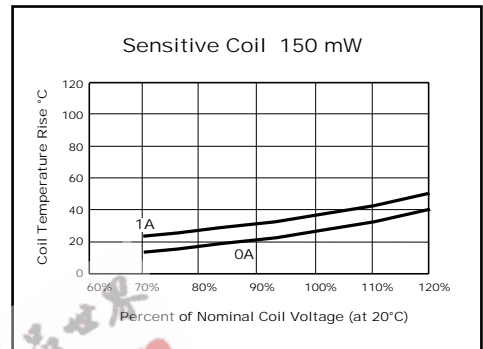
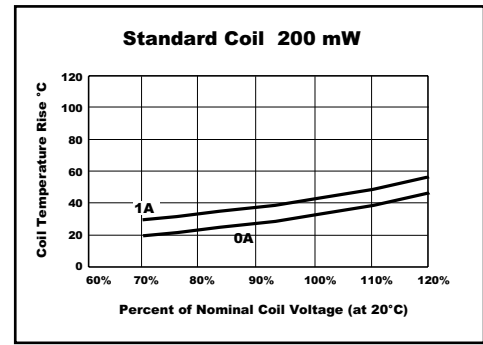
office@ZETTLERelectronics.com
www.ZETTLERelectronics.com

AZ957

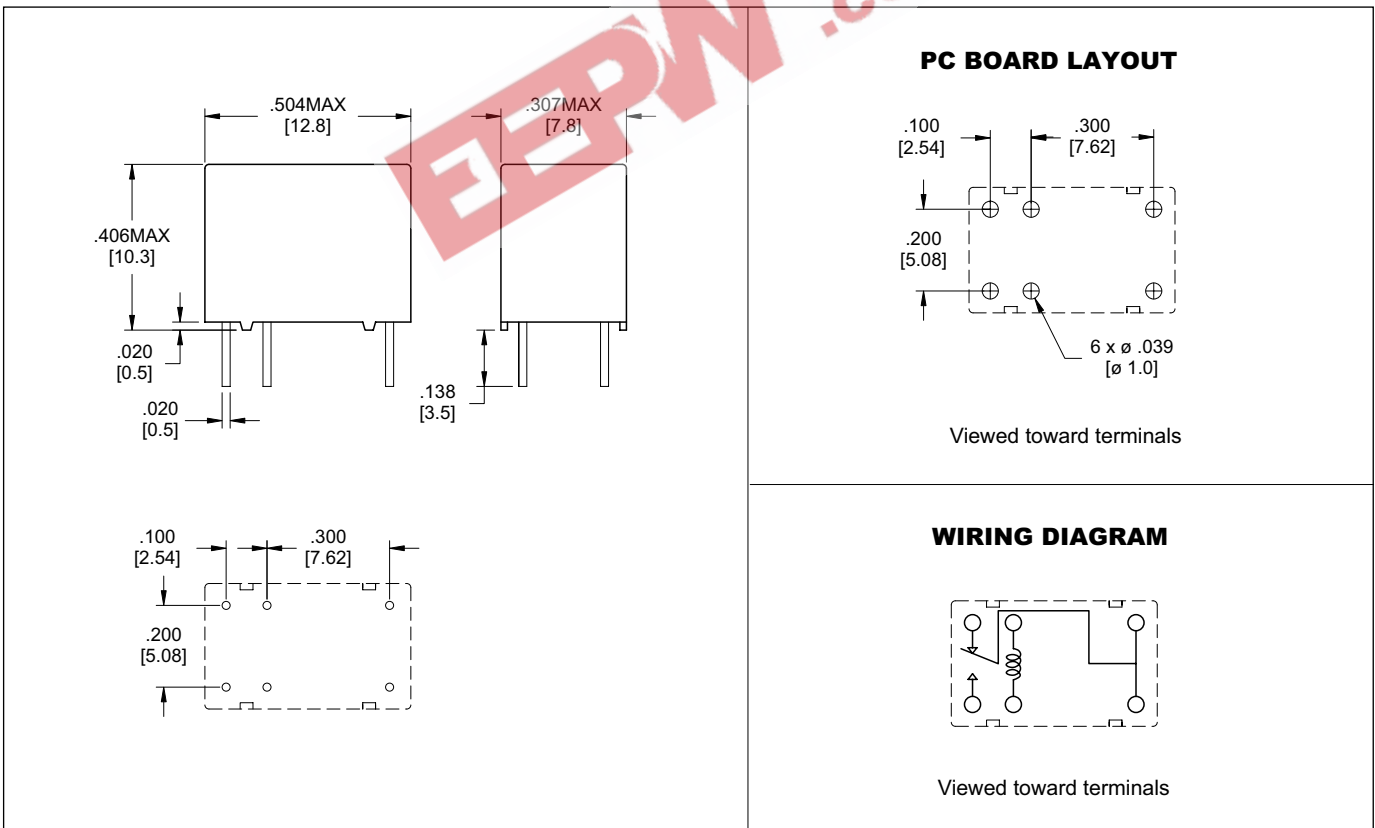
RELAY ORDERING DATA

COIL SPECIFICATIONS: STANDARD COIL				
Nominal Coil VDC	Must. Operate VDC	Max. Continuous VDC	Coil Resistance Ohm $\pm 10\%$	ORDER NUMBER
1.5	1.2	2.4	11.3	AZ957-1C-1.5DE
3	2.4	4.7	45.0	AZ957-1C-3DE
5	4.0	7.9	125	AZ957-1C-5DE
6	4.8	9.5	180	AZ957-1C-6DE
9	7.2	14.2	405	AZ957-1C-9DE
12	9.6	19.0	720	AZ957-1C-12DE
24	19.2	37.9	2,880	AZ957-1C-24DE

COIL SPECIFICATIONS: SENSITIVE COIL				
Nominal Coil VDC	Must. Operate VDC	Max. Continuous VDC	Coil Resistance Ohm $\pm 10\%$	ORDER NUMBER
1.5	1.2	2.7	15.0	AZ957-1C-1.5DSE
3	2.4	5.5	60.0	AZ957-1C-3DSE
5	4.0	9.1	167	AZ957-1C-5DSE
6	4.8	11.0	240	AZ957-1C-6DSE
9	7.2	16.4	540	AZ957-1C-9DSE
12	9.6	21.9	960	AZ957-1C-12DSE
24	19.2	43.8	3,840	AZ957-1C-24DSE



MECHANICAL DATA



Dimensions in inches with metric equivalents in parentheses. Tolerance: $\pm .010''$

ZETTLER electronics GmbH

Junkersstrasse 3, D-82178 Puchheim, Germany

Tel. +49 89 800 97 0

Fax +49 89 800 97 200

office@ZETTLERelectronics.com

www.ZETTLERelectronics.com

2004-08-22