


# AZ942

## 16 AMP MINIATURE PC BOARD RELAY

### FEATURES

- Extremely low cost
- High switching capacity — 16 Amps
- DC coils to 48 VDC
- UL, CUR file E44211; VDE file 6820 
- Class B insulation for high temperature operation
- Class F insulation available



### CONTACTS

<b>Arrangement</b>	SPST (1 Form A) SPDT (1 Form C)
<b>Ratings</b>	Resistive load
<b>Medium Duty</b>	Max. switched power: 150 W or 2770 VA Max. switched current: 10 A Max. switched voltage: 30 VDC or 300 VAC <b>UL Rating:</b> 5 A at 30 VDC 10 A at 277 VAC 1/3 HP at 125 VAC (1 Form A) 2.9 A 125 VAC pilot duty (1 Form A)
<b>Heavy Duty</b>	Max. switched power: 480 W or 4000 VA Max. switched current: 16 A Max. switched voltage: 30 VDC or 300 VAC <b>UL Rating:</b> 12 A at 28 VDC 12 A at 277 VAC 16A at 250 VAC 2.0 A at 240 VAC pilot duty
<b>Material</b>	Silver alloy
<b>Resistance</b>	<100 milliohms initially (24 V, 1 A voltage drop method)


### GENERAL DATA

<b>Life Expectancy</b> Mechanical Electrical	Minimum operations 1x10 <sup>7</sup> 1 x 10 <sup>5</sup> at 10A, 277 VAC
<b>Operate Time</b> (typical)	10 ms at nominal coil voltage
<b>Release Time</b> (typical)	5 ms at nominal coil voltage (with no coil suppression)
<b>Dielectric Strength</b> (at sea level for 1 min.)	1750 Vrms contact to coil 1000 Vrms across contacts
<b>Insulation Resistance</b>	100 megohms min. at 20°C, 500 VDC, 50% RH
<b>Dropout</b>	Greater than 10% of nominal coil voltage
<b>Ambient Temperature</b> Operating Storage	At nominal coil voltage Class B: -40°C(-40°F) to 105°C(221°F) Class F: -40°C(-40°F) to 130°C(266°F) Class B: -55°C(-67°F) to 130°C(266°F) Class F: -55°C(-67°F) to 155°C(311°F)
<b>Vibration</b>	0.062" DA at 10–55Hz
<b>Shock</b>	10 g
<b>Enclosure</b>	P.B.T. polyester
<b>Terminals</b>	Tinned copper alloy, P.C.
<b>Max. Solder Temp.</b>	270°C (518°F)
<b>Max. Solder Time</b>	5 seconds
<b>Max. Solvent Temp.</b>	80°C (176°F)
<b>Max. Immersion Time</b>	30 seconds
<b>Weight</b>	13 g

### COIL

<b>Power</b>	
<b>At Pickup Voltage</b> (typical)	230 mW
<b>Max Continuous Dissipation</b>	Class B: 1.7 W at 20°C (68°F) ambient Class F: 2.2 W at 20°C (68°F) ambient
<b>Temperature Rise</b>	25°C (45°F) at nominal coil voltage
<b>Temperature</b>	Class B: Max. 130°C (266°F) Class F: Max. 155°C (311°F)

### NOTES

1. All values at 20°C (68°F).
2. Relay may pull in with less than "Must Operate" value.
3. Unsealed relays should not be dip cleaned.
4. Specifications subject to change without notice.
 AZ942-1CT unsealed version is VDE approved at 5 A, 250 VAC, 50,000 operations. AZ942-1CT sealed or unsealed version is VDE approved at 7 A, 250 VAC, 6,000 operations.

**ZETTLER** electronics

Logistic Design (UK) Limited. Unit 3, Eagle Centre Way, Luton LU4 9US www.zettlerrelay.com sales@zettlerrelay.com  
Telephone +44 (0) 1582 599 600 Fax +44 (0) 1582 599 700

# AZ942

## RELAY ORDERING DATA

STANDARD RELAYS: Medium Duty Type (10 Amp Contact)				ORDER NUMBER*	
COIL SPECIFICATIONS				ORDER NUMBER*	
Nominal Coil VDC	Max. Continuous VDC	Coil Resistance $\pm 10\%$	Must Operate VDC	Unsealed	Sealed
3	6.5	25	2.4	AZ942-1CH-3D	AZ942-1CH-3DE
5	11.0	70	4.0	AZ942-1CH-5D	AZ942-1CH-5DE
6	13.0	100	4.8	AZ942-1CH-6D	AZ942-1CH-6DE
9	20.0	225	7.2	AZ942-1CH-9D	AZ942-1CH-9DE
12	26.0	400	9.6	AZ942-1CH-12D	AZ942-1CH-12DE
24	52.0	1,600	19.2	AZ942-1CH-24D	AZ942-1CH-24DE
48	104.0	6,200	38.4	AZ942-1CH-48D	AZ942-1CH-48DE

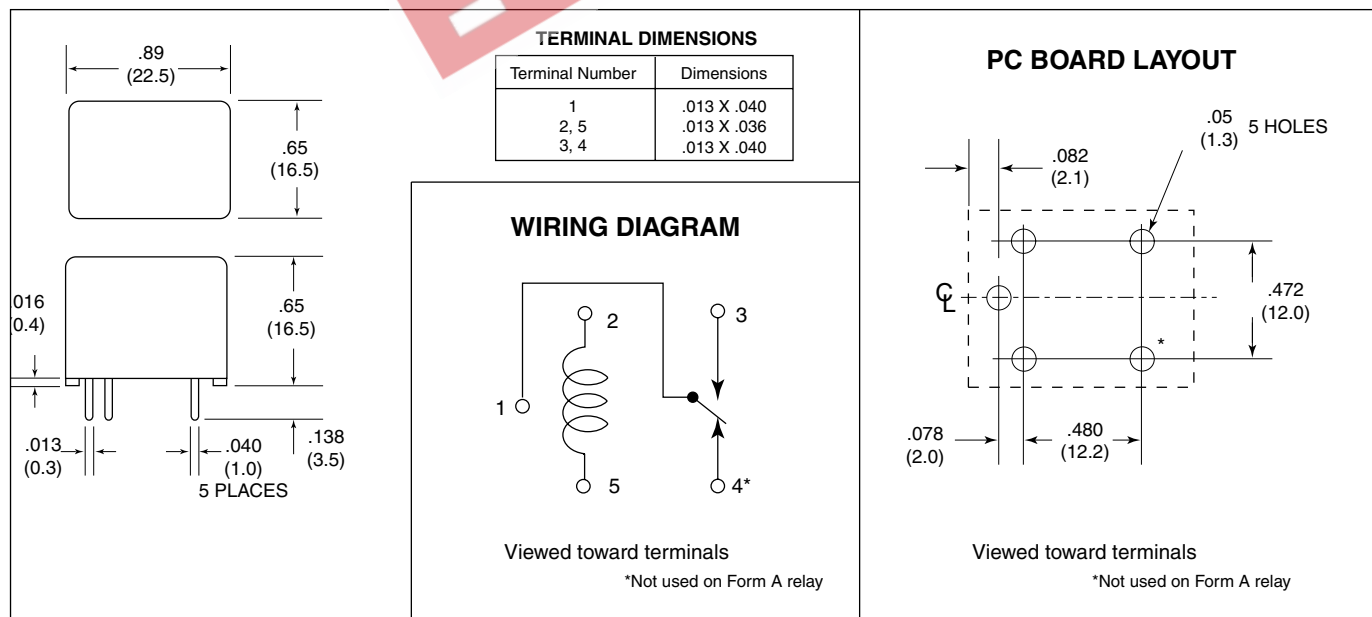
\*Substitute "1AT" in place of "1CH" to indicate 1 Form A contact. To indicate Class F version, add suffix "F."

## RELAY ORDERING DATA

STANDARD RELAYS: Heavy Duty Type (16 Amp Contact)				ORDER NUMBER*	
COIL SPECIFICATIONS				ORDER NUMBER*	
Nominal Coil VDC	Max. Continuous VDC	Coil Resistance $\pm 10\%$	Must Operate VDC	Unsealed	Sealed
3	6.5	25	2.4	AZ942-1CT-3D	AZ942-1CT-3DE
5	11.0	70	4.0	AZ942-1CT-5D	AZ942-1CT-5DE
6	13.0	100	4.8	AZ942-1CT-6D	AZ942-1CT-6DE
9	20.0	225	7.2	AZ942-1CT-9D	AZ942-1CT-9DE
12	26.0	400	9.6	AZ942-1CT-12D	AZ942-1CT-12DE
24	52.0	1,600	19.2	AZ942-1CT-24D	AZ942-1CT-24DE
48	104.0	6,200	38.4	AZ942-1CT-48D	AZ942-1CT-48DE

\*Substitute "1AW" in place of "1CT" to indicate 1 Form A contact. To indicate Class F version, add suffix "F."

## MECHANICAL DATA



Dimensions in inches with metric equivalents in parentheses. Tolerance:  $\pm 0.010$ "

**ZETTLER electronics**

Logistic Design (UK) Limited. Unit 3, Eagle Centre Way, Luton LU4 9US www.zettlerrelay.com sales@zettlerrelay.com  
Telephone +44 (0) 1582 599 600 Fax +44 (0) 1582 599 700