


AZ764H

16 AMP HIGH TEMPERATURE MINIATURE POWER RELAY

FEATURES

- Ambient Temperature up to 105°C (221°F)
- Sensitive coil
- Dielectric strength 5000 Vrms
- Low height: 15.7 mm
- 16 Amp switching
- Isolation spacing greater than 10 mm
- Proof tracking index (PTI/CTI) 250
- Reinforced insulation, EN 60730-1 (VDE 0631, part 1)
EN 60335-1 (VDE 0700, part 1)
- UL, CUR file E43203
- VDE file 40012572



CONTACTS

Arrangement	SPST (1 Form A)
Ratings	Resistive load: Max. switched power: 480 W or 4000 VA Max. switched current: 16 A Max. switched voltage: 300 VDC* or 400 VAC * Note: If switching voltage is greater than 30 VDC, special precautions must be taken. Please contact the factory.
Rated Load UL, CUR	10 A at 250 VAC general use
VDE	10 A at 250 VAC resistive, 105 °C, 150k cycles 16 A at 250 VAC resistive, 105 °C, 10k cycles
Material	Silver silver tin oxide
Resistance	< 100 milliohms initially

GENERAL DATA

Life Expectancy	Minimum operations
Mechanical	3 x 10 ⁷
Electrical	1.7 x 10 ⁵ at 10 A 230 VAC res.
(ohmic load at 105°C / 221°F)	2.8 x 10 ⁵ at 8 A 230 VAC res. 3.2 x 10 ⁵ at 6 A 230 VAC res.
Operate Time (typical)	7 ms at nominal coil voltage
Release Time (typical)	3 ms at nominal coil voltage (with no coil suppression)
Dielectric Strength (at sea level for 1 min.)	5000 Vrms coil to contact 1000 Vrms between open contacts
Insulation Resistance	10 ⁵ megohms min. at 20°C 500 VDC 50% RH
Insulation (according to DIN VDE 0110, IEC 60664-1)	C250 Overvoltage category: III Pollution degree: 3 Nominal voltage: 250 VAC
Dropout DC coils	Greater than 10% of nominal coil voltage
Ambient Temperature Operating Storage	At nominal coil voltage -40°C (-40°F) to 105°C (221°F) -40°C (-40°F) to 105°C (221°F)
Vibration	20 g at 30...500 Hz
Shock	30 g
Enclosure	P.B.T. polyester, UL-94 ; V0
Terminals	Tinned copper alloy, P.C.
Max. Solder Temp.	270°C (518°F)
Max. Solder Time	5 seconds
Max. Solvent Temp.	80°C (176°F)
Max. Immersion Time	30 seconds
Weight	14 grams
Packing unit in pcs	20 per carton tube / 1000 per carton box

COIL

Power	
At Pickup Voltage (typical)	140 mW (DC coil)
Max. Continuous Dissipation	2.2 W at 20°C (68°F) ambient
Temperature Rise	16°C (29°F) at nominal coil voltage
Max. Temperature	155°C (311°F)

NOTES

1. All values at 20°C (68°F).
2. Relay may pull in with less than "Must Operate" value.
3. Specifications subject to change without notice.

ZETTLER electronics GmbH

Junkersstrasse 3, D-82178 Puchheim, Germany

Tel. +49 89 800 97 0
Fax +49 89 800 97 200

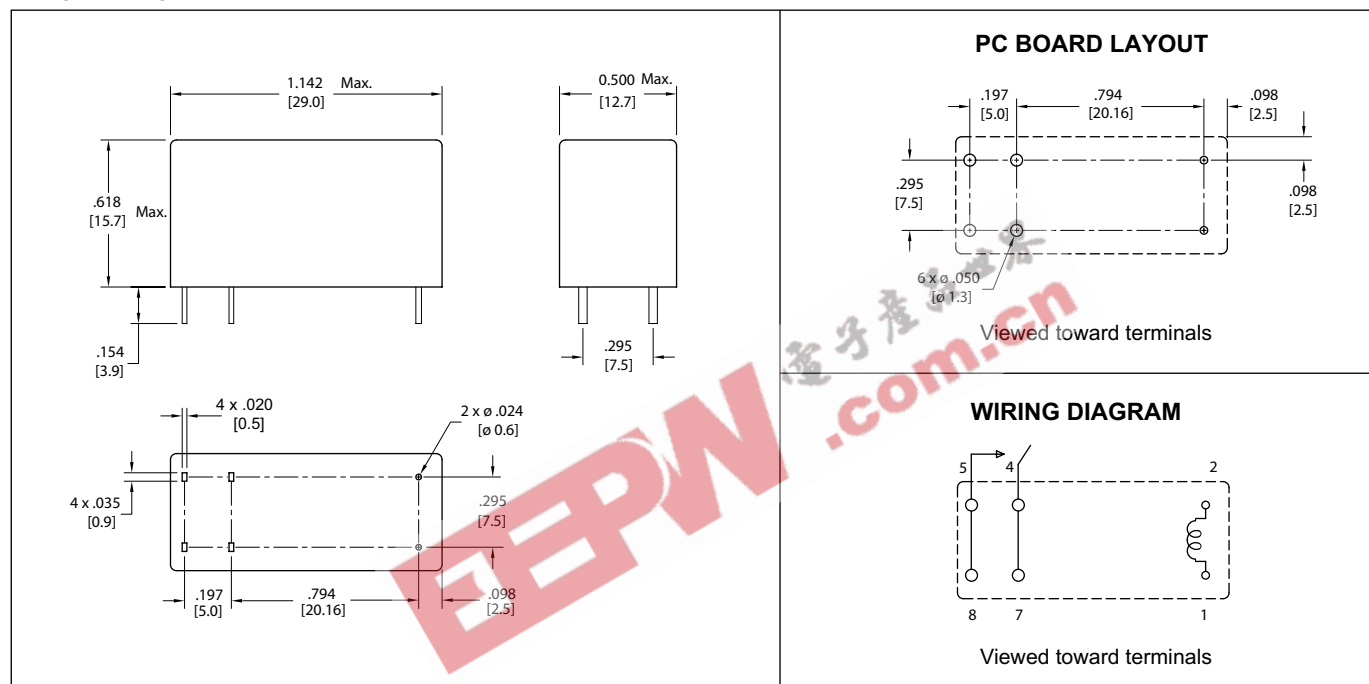
office@ZETTLERelectronics.com
www.ZETTLERelectronics.com

AZ764H

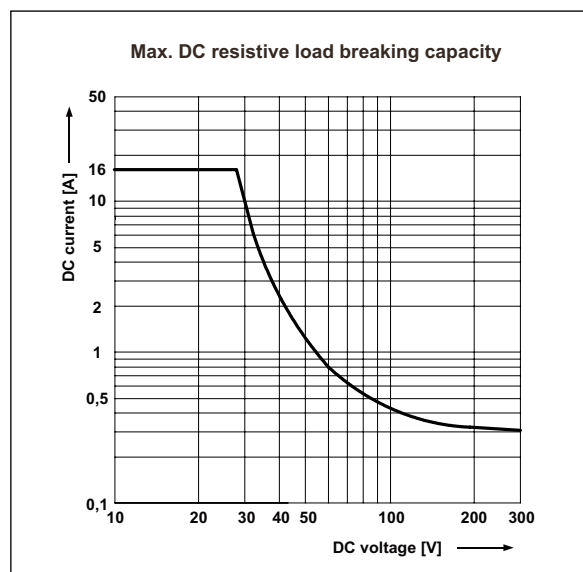
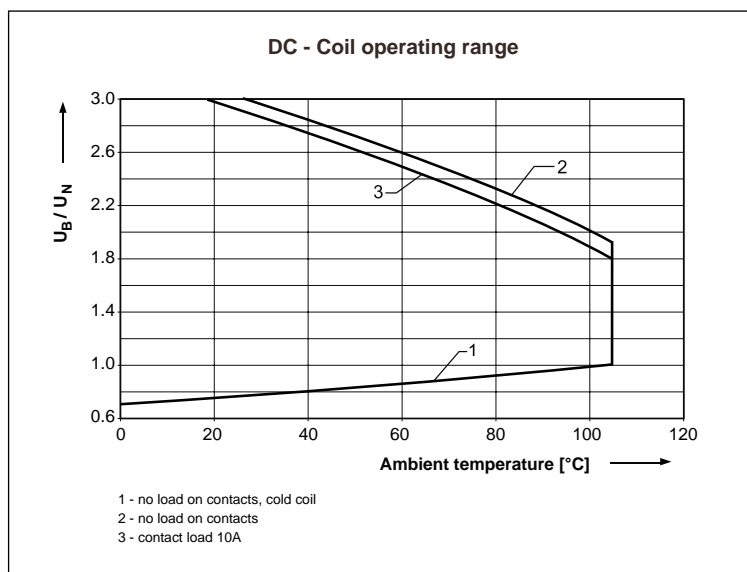
RELAY ORDERING DATA

COIL SPECIFICATIONS - DC COIL				ORDER NUMBER
Nominal Coil VDC	Must Operate VDC	Max. Continuous VDC	Coil Resistance Ohm $\pm 10\%$	
5	3.75	15.0	102	AZ764H-1AE-5DS
6	4.5	18.0	144	AZ764H-1AE-6DS
9	6.75	27.0	330	AZ764H-1AE-9DS
10	7.5	30.0	400	AZ764H-1AE-10DS
12	9.0	36.0	580	AZ764H-1AE-12DS
18	13.5	54.0	1,300	AZ764H-1AE-18DS
24	18.0	72.0	2,300	AZ764H-1AE-24DS
48	36.0	144.0	9,340	AZ764H-1AE-48DS

MECHANICAL DATA



Dimensions in inches with metric equivalents in parentheses. Tolerance: $\pm .010$ "



ZETTLER electronics GmbH

Junkersstrasse 3, D-82178 Puchheim, Germany

Tel. +49 89 800 97 0
Fax +49 89 800 97 200

office@ZETTLERelectronics.com
www.ZETTLERelectronics.com