


# AZ764H

## 16 AMP HIGH TEMPERATURE MINIATURE POWER RELAY

### FEATURES

- Ambient Temperature up to 105°C (221°F)
- Sensitive coil
- Dielectric strength 5000 Vrms
- Low height: 15.7 mm
- 16 Amp switching
- Isolation spacing greater than 10 mm
- Proof tracking index (PTI/CTI) 250
- Reinforced insulation, EN 60730-1 (VDE 0631, part 1)  
EN 60335-1 (VDE 0700, part 1)
- UL, CUR file E43203
- VDE file 40012572



### CONTACTS

<b>Arrangement</b>	SPST (1 Form A)
<b>Ratings</b>	Resistive load: Max. switched power: 480 W or 4000 VA Max. switched current: 16 A Max. switched voltage: 300 VDC* or 400 VAC * Note: If switching voltage is greater than 30 VDC, special precautions must be taken. Please contact the factory.
<b>Rated Load UL, CUR</b>	10 A at 250 VAC general use
<b>VDE</b>	10 A at 250 VAC resistive, 105 °C, 150k cycles 16 A at 250 VAC resistive, 105 °C, 10k cycles
<b>Material</b>	Silver silver tin oxide
<b>Resistance</b>	< 100 milliohms initially

### GENERAL DATA

<b>Life Expectancy</b>	Minimum operations
<b>Mechanical</b>	3 x 10 <sup>7</sup>
<b>Electrical</b>	1.7 x 10 <sup>5</sup> at 10 A 230 VAC res.
<b>(ohmic load at 105°C / 221°F)</b>	2.8 x 10 <sup>5</sup> at 8 A 230 VAC res. 3.2 x 10 <sup>5</sup> at 6 A 230 VAC res.
<b>Operate Time (typical)</b>	7 ms at nominal coil voltage
<b>Release Time (typical)</b>	3 ms at nominal coil voltage (with no coil suppression)
<b>Dielectric Strength (at sea level for 1 min.)</b>	5000 Vrms coil to contact 1000 Vrms between open contacts
<b>Insulation Resistance</b>	10 <sup>5</sup> megohms min. at 20°C 500 VDC 50% RH
<b>Insulation (according to DIN VDE 0110, IEC 60664-1)</b>	C250 Overvoltage category: III Pollution degree: 3 Nominal voltage: 250 VAC
<b>Dropout DC coils</b>	Greater than 10% of nominal coil voltage
<b>Ambient Temperature Operating Storage</b>	At nominal coil voltage -40°C (-40°F) to 105°C (221°F) -40°C (-40°F) to 105°C (221°F)
<b>Vibration</b>	20 g at 30...500 Hz
<b>Shock</b>	30 g
<b>Enclosure</b>	P.B.T. polyester, UL-94 ; V0
<b>Terminals</b>	Tinned copper alloy, P.C.
<b>Max. Solder Temp.</b>	270°C (518°F)
<b>Max. Solder Time</b>	5 seconds
<b>Max. Solvent Temp.</b>	80°C (176°F)
<b>Max. Immersion Time</b>	30 seconds
<b>Weight</b>	14 grams
<b>Packing unit in pcs</b>	20 per carton tube / 1000 per carton box

### COIL

<b>Power</b>	
<b>At Pickup Voltage (typical)</b>	140 mW (DC coil)
<b>Max. Continuous Dissipation</b>	2.2 W at 20°C (68°F) ambient
<b>Temperature Rise</b>	16°C (29°F) at nominal coil voltage
<b>Max. Temperature</b>	155°C (311°F)

### NOTES

1. All values at 20°C (68°F).
2. Relay may pull in with less than "Must Operate" value.
3. Specifications subject to change without notice.

**ZETTLER electronics GmbH**

Junkersstrasse 3, D-82178 Puchheim, Germany

Tel. +49 89 800 97 0  
Fax +49 89 800 97 200

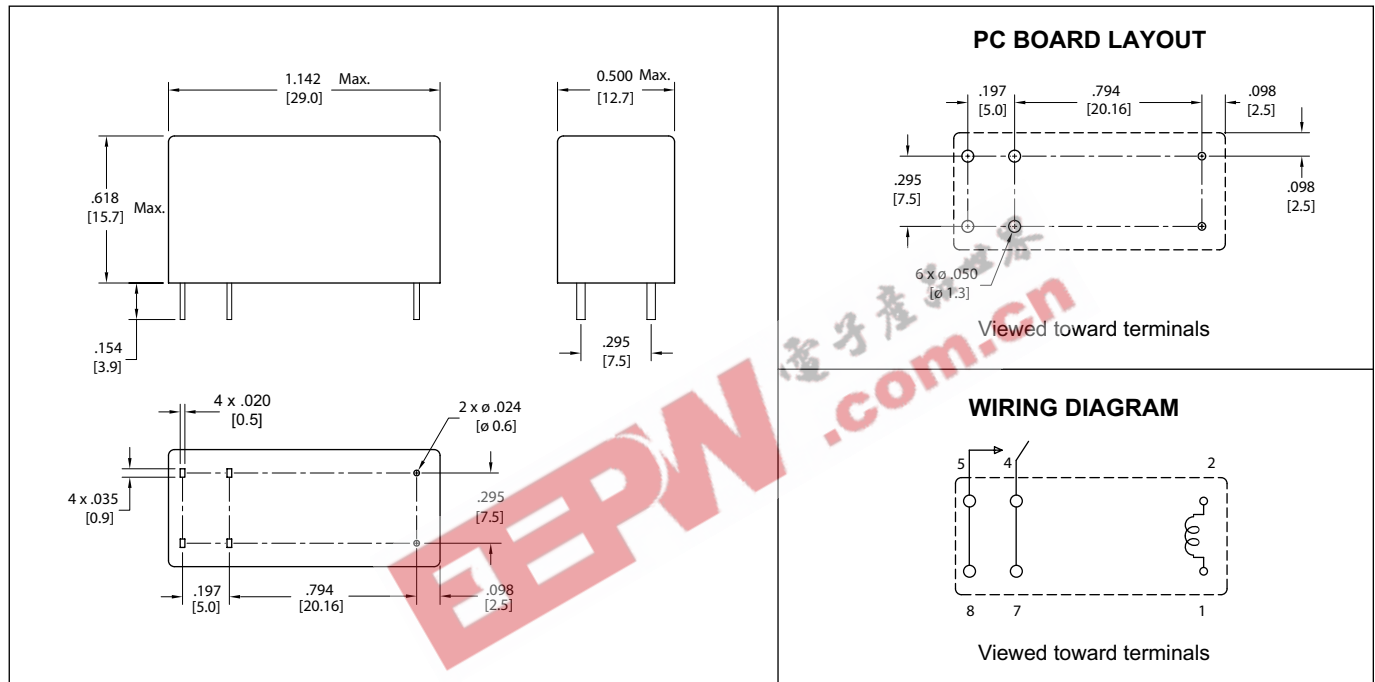
office@ZETTLERelectronics.com  
www.ZETTLERelectronics.com

# AZ764H

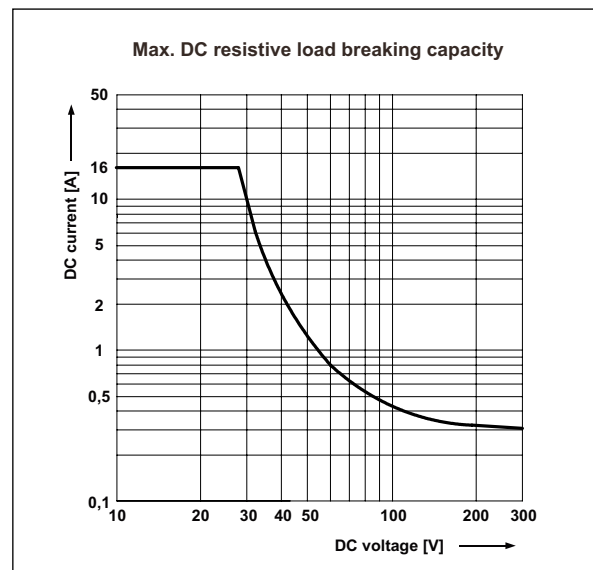
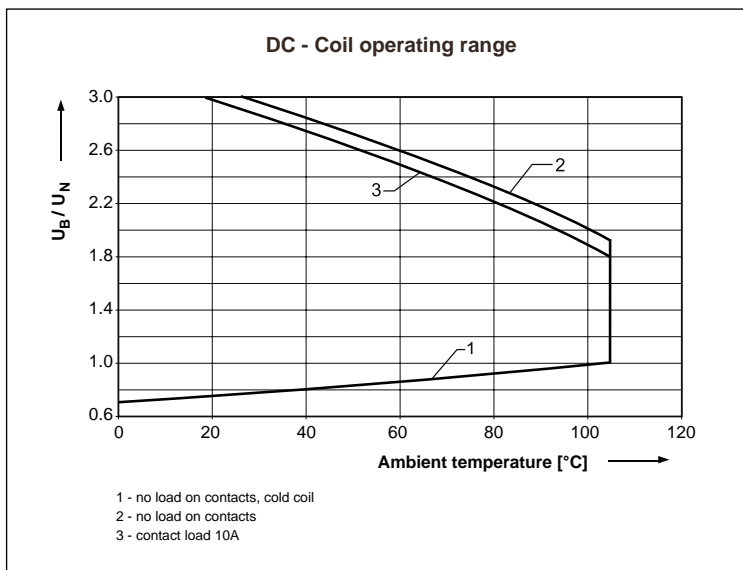
## RELAY ORDERING DATA

COIL SPECIFICATIONS - DC COIL				ORDER NUMBER
Nominal Coil VDC	Must Operate VDC	Max. Continuous VDC	Coil Resistance Ohm $\pm 10\%$	
5	3.75	15.0	102	AZ764H-1AE-5DS
6	4.5	18.0	144	AZ764H-1AE-6DS
9	6.75	27.0	330	AZ764H-1AE-9DS
10	7.5	30.0	400	AZ764H-1AE-10DS
12	9.0	36.0	580	AZ764H-1AE-12DS
18	13.5	54.0	1,300	AZ764H-1AE-18DS
24	18.0	72.0	2,300	AZ764H-1AE-24DS
48	36.0	144.0	9,340	AZ764H-1AE-48DS

## MECHANICAL DATA



Dimensions in inches with metric equivalents in parentheses. Tolerance:  $\pm .010$ "



**ZETTLER electronics GmbH**

Junkersstrasse 3, D-82178 Puchheim, Germany

Tel. +49 89 800 97 0  
Fax +49 89 800 97 200

office@ZETTLERelectronics.com  
www.ZETTLERelectronics.com

2005-08-04