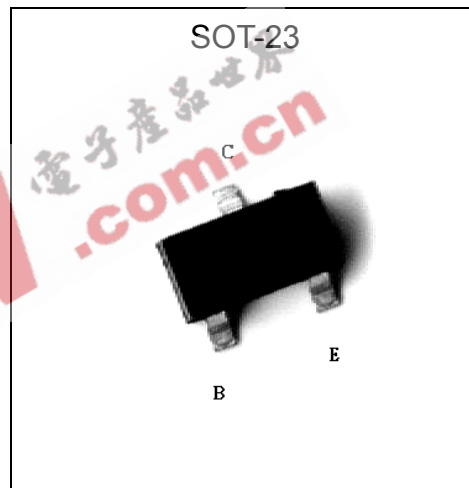
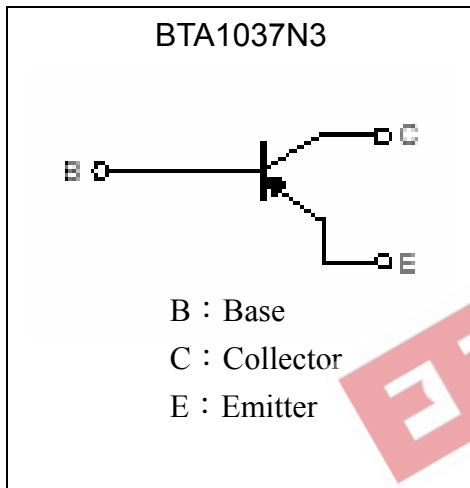


General Purpose PNP Epitaxial Planar Transistor

BTA1037N3

Description

- The BTA1037N3 is designed for using in driver stage of AF amplifier and general purpose amplification.
- Excellent hFE linearity
- Complementary to BTC2412N3.

Equivalent Circuit

Absolute Maximum Ratings (Ta=25°C)

Parameter	Symbol	Limits	Unit
Collector-Base Voltage	VCBO	-60	V
Collector-Emitter Voltage	VCEO	-50	V
Emitter-Base Voltage	VEBO	-6	V
Collector Current	IC	-150	mA
Power Dissipation	Pd	225	mW
Junction Temperature	Tj	150	°C
Storage Temperature	Tstg	-55~+150	°C



Characteristics (Ta=25°C)

Symbol	Min.	Typ.	Max.	Unit	Test Conditions
BVCBO	-60	-	-	V	IC=-50uA
BVCEO	-50	-	-	V	IC=-1mA
BVEBO	-6	-	-	V	IE=-50uA
ICBO	-	-	-0.1	uA	VCB=-60V
IEBO	-	-	-0.1	uA	VEB=-6V
*VCE(sat)	-	-0.2	-0.5	V	IC=-50mA, IB=-5mA
*hFE	120	-	820		VCE=-6V, IC=-1mA
fT	60	140	-	MHz	VCE=-12V, IC=-2mA, f=30MHz
Cob	-	4.0	5.0	pF	VCB=-12V, f=1MHz

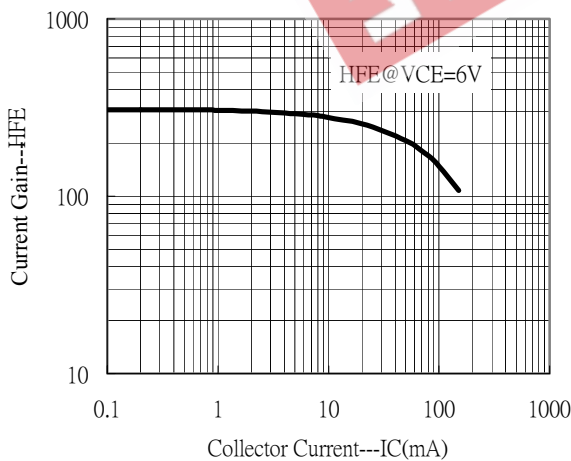
*Pulse Test: Pulse Width ≤380us, Duty Cycle≤2%

Classification Of hFE

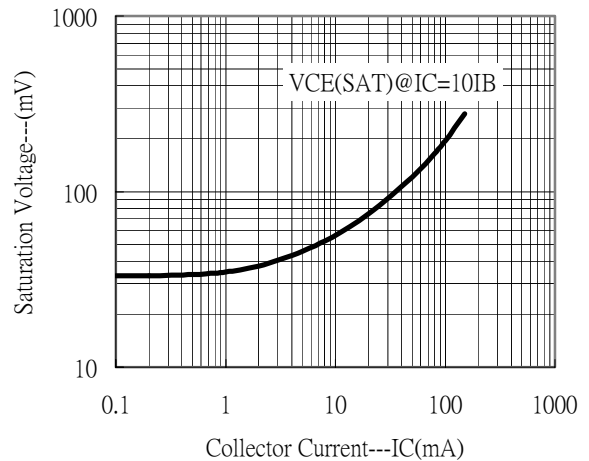
Rank	Q	R	S	T
Range	120-270	180-390	270-560	410-820

Characteristic Curves

Current Gain vs Collector Current

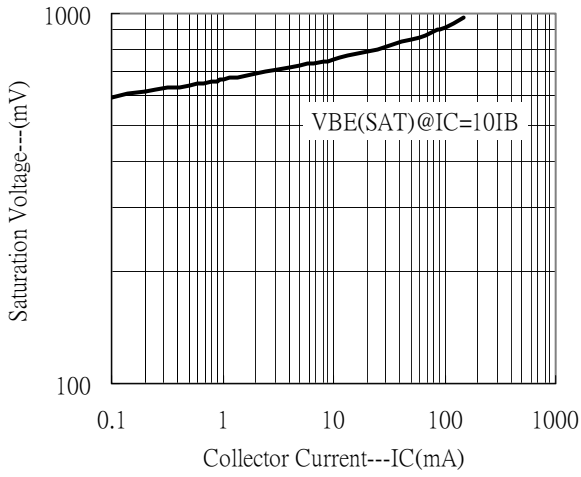


Saturation Voltage vs Collector Current

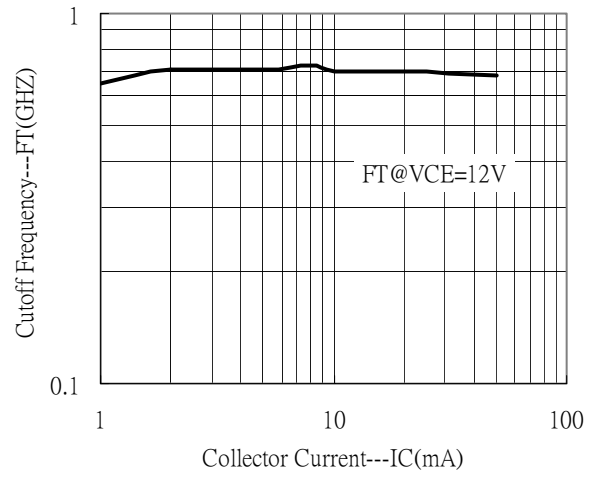




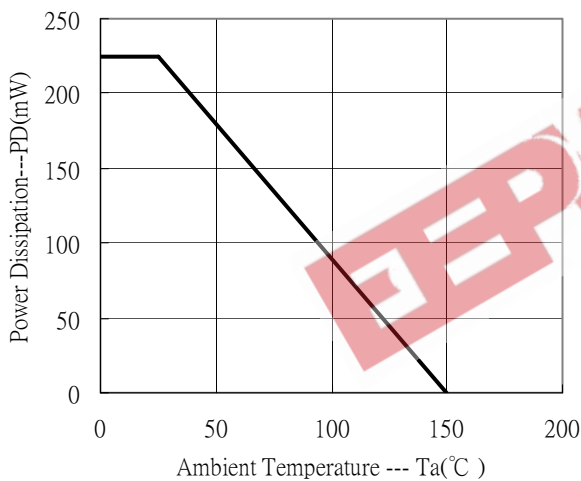
Saturation Voltage vs Collector Current



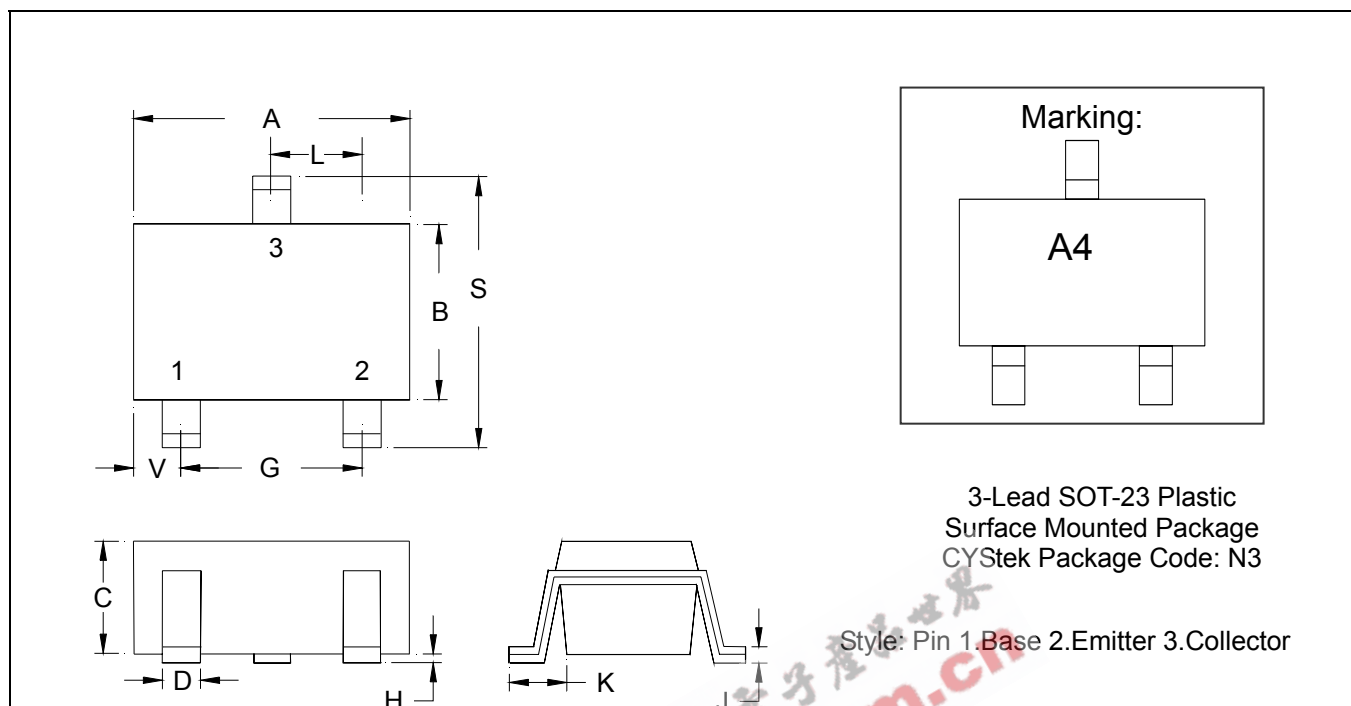
Cutoff Frequency vs Collector Current



PD - Ta



SOT-23 Dimension



*: Typical

DIM	Inches		Millimeters		DIM	Inches		Millimeters	
	Min.	Max.	Min.	Max.		Min.	Max.	Min.	Max.
A	0.1102	0.1204	2.80	3.04	J	0.0034	0.0070	0.085	0.177
B	0.0472	0.0630	1.20	1.60	K	0.0128	0.0266	0.32	0.67
C	0.0335	0.0512	0.89	1.30	L	0.0335	0.0453	0.85	1.15
D	0.0118	0.0197	0.30	0.50	S	0.0830	0.1083	2.10	2.75
G	0.0669	0.0910	1.70	2.30	V	0.0098	0.0256	0.25	0.65
H	0.0005	0.0040	0.013	0.10					

- Notes:**
- 1.Dimension and tolerance based on our Spec. dated Feb. 18,2002.
 - 2.Controlling dimension: millimeters.
 - 3.Maximum lead thickness includes lead finish thickness, and minimum lead thickness is the minimum thickness of base material.
 - 4.If there is any question with packing specification or packing method, please contact your local CYStek sales office.

Material:

- Lead: 42 Alloy ; solder plating
- Mold Compound: Epoxy resin family, flammability solid burning class: UL94V-0

Important Notice:

- All rights are reserved. Reproduction in whole or in part is prohibited without the prior written approval of CYStek.
- CYStek reserves the right to make changes to its products without notice.
- CYStek **semiconductor products are not warranted to be suitable for use in Life-Support Applications, or systems.**
- CYStek assumes no liability for any consequence of customer product design, infringement of patents, or application assistance.